

# Le Velo Cafe

## 48 Baywater Drive,

## Wentworth Point,

## NSW, 2127



Location Plan

### Drawing List

N#	View Name	Scale	Value	1:
A01	Sun study 21.06.21 9am	2000		
A01	Sun study 21.06.21 12pm	2000		
A01	Sun study 21.06.21 3pm	2000		
A01	Sun study 21.12.21 9am	2000		
A01	Sun study 21.12.21 12pm	2000		
A01	Sun study 21.12.21 3pm	2000		
A02	Level 1	100		
A03	Level 1 RCP	100		
A04	Level 2	100		
A05	Level 2 RCP	100		
A06	Section 1	50		
A07	Section 2	50		
A08	Section 3	50		
A09	Section 4	50		
A10	Bar detail plan	20		
A10	Bar isometric	20		
A11	Bar elevation 2	20		
A11	Bar elevation 1	20		
A12	Bar elevation 4	20		
A12	Bar elevation 3	20		
A13	Bar elevation 6	20		
A13	Bar elevation 5	20		
A14	Bar section 1	20		
A14	Bar detail section	5		
A15	Stair lower plan	20		
A15	Stair upper plan	20		
A15	3D Section box stair	25		
A16	Stair elevation 2	20		
A16	Stair elevation 1	20		
A17	Staircase detail section 1	20		
A17	Staircase upper junction detail section	5		
A17	Staircase lower junction detail section	5		

### Room List

Level	Name	Area
Level 1	Air Lock	15 m²
Level 1	Air lock	8 m²
Level 1	Bar	15 m²
Level 1	Cold Room	7 m²
Level 1	Commercial Kitchen	12 m²
Level 1	D	4 m²
Level 1	F	12 m²
Level 1	M	9 m²
Level 1	Repair Shop	25 m²
Level 1	Retail Shop	20 m²
Level 1	Seating Area	134 m²
Level 1	Staff Room	4 m²
Level 1	Staff Room	6 m²
Level 1	Storage	17 m²
Level 2	Gallery	107 m²

### LEGEND

Graphic symbols			
	Existing Structure		Surrounding bldg
	PB/FC 13mm		Steel
	MDF		Concrete structure
	Timber structure		Tile
	Insulation		Timber stud structure 100x50mm

Wall types	
	Dry/Dry Wall - Timber stud wall 100x50 w/ 13mm PB on each side
	Dry/Wet Wall - Timber stud wall 100x50 w/ 13mm PB on one side and 13mm cement, 2mm glue and 10mm tile on the other side
	Wet/Wet Wall - Timber stud 100x50mm with 13mm fibre cement, 2mm glue and 10mm tile on each either side
	Wet/Existing Wall - 13mm fibre cement with a 2mm glue and 10mm tile on exsting wall
	Wet/Existing Wall - Timber stud wall 100x50mm with 13mm fibre cement, 2mm glue and 10mm tile on one side
	Toilet cubicle partition 30mm thickness x 2960 H mm
	Exterior Wall brick 110w mm x 37mm cavity

Door types	
	Flush door 1000W x2400H mm
	Cubicle door 650Wx2100H mm

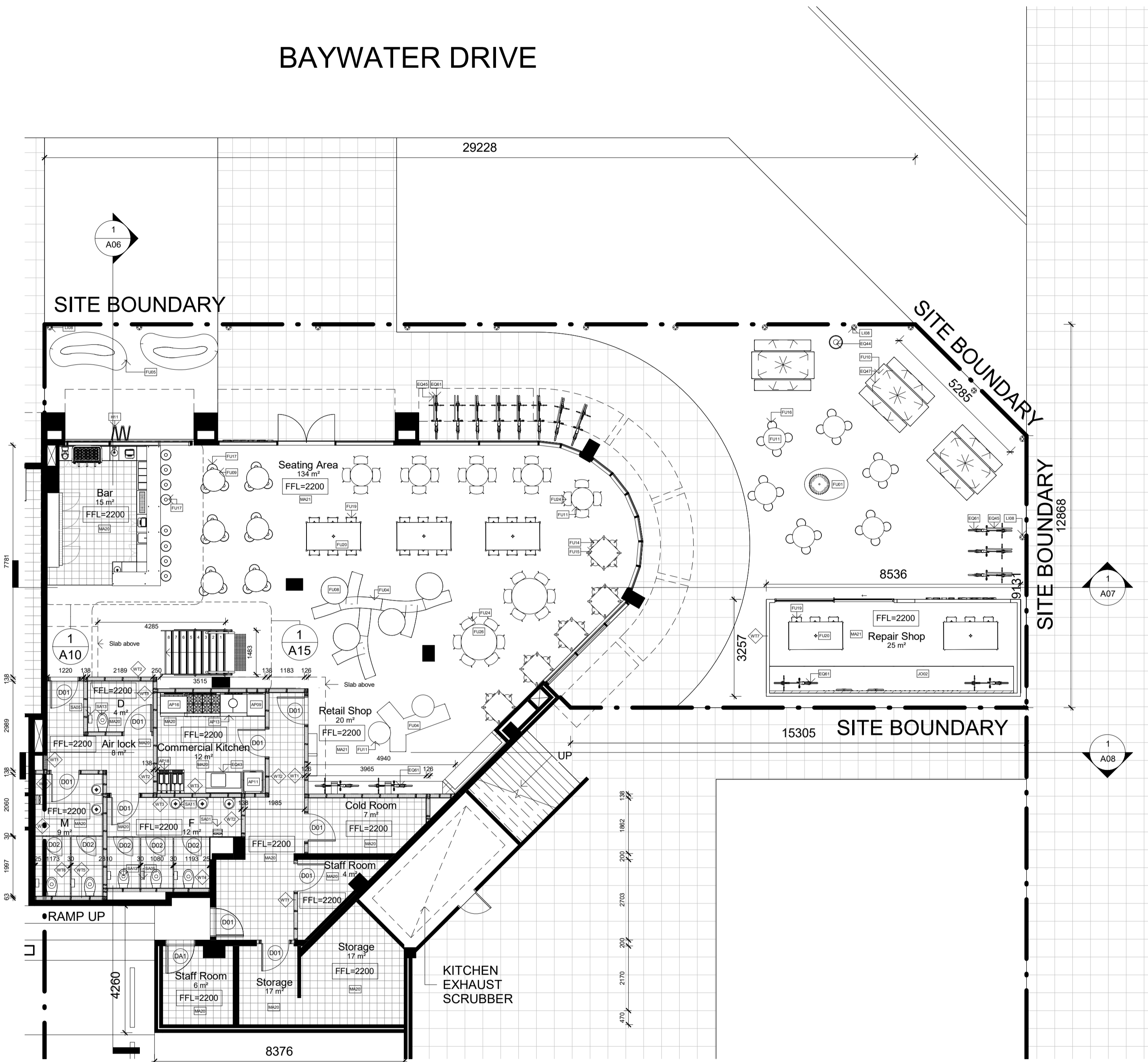
Abbreviations			
ADJ	Adjustable	MDF	Medium Density Fibreboard
AP	Appliances	MM	millimetres
BT	Benchtop	N/A	None applicable
D	Door	OD	Outdoor furniture
DWR	Drawer	OS	Open shelf
EQ	Equipment	P	Pantry
FC	Fibre Cement	SB	Splashback
FCL	Finish Ceiling Level	SD	Smoke detector
FLL	Finish Floor Level	SH	Sill height
FUJ	Furniture	SKB	Skirting board
GPO	General power outlet	SL	Shadow line
H	Height	WS	Wall Shelve
KWC	Kitchen wall cabinet	WT	Wall type
LI	Lighting	W	Width

Code	Description
AP02	Glass Door add-on module B16700S by IMC
AP09	Bench Tops 600mm BT8600-LS by Waldorf
AP11	Economy Passthrough Dishwasher ME by Washtech
AP12	8620 series 8 Burners double static oven RN8620G by Waldorf
AP13	8100 series Target Top with refrigerated base model RN6100G-RB by Waldorf
AP16	8900 series Chargrill 900mm CH8900G-LS by Waldorf
AP18	Gas Fryer FN6120G by Waldorf
EQ01	Ice Chest BZ331/100 by IMC
EQ04	Shelf Unit BZ37/060 by IMC
EQ08	Perforated Workshop BZ69/060 by IMC
EQ11	Basket Rack with telescopic slides BZ23/050 by IMC
EQ15	Blender Station BZ25/040 by IMC
EQ18	Storage Cupboard BZ51/060 by IMC
EQ21	Hand Wash Unit BZ50/031 by IMC
EQ22	Corner Top BZ17/050 by IMC
EQ29	Painted Steel Bar Support B870/001 by IMC
EQ43	Dishwasher inlet bench with sink and splash back R17120L by Ryno
EQ44	Simple bin 80 Litre LB4 by Street Furniture
EQ45	Semi hoop bike stand BST03 by Street Furniture
EQ47	Le Pival Beach Umbrella by Beak Bangs
EQ50	Coffee machine (Yellow) FB180 3 groups by La Marzocco
EQ51	Coffee grinder Vulcano on Demand by La Marzocco
EQ53	Blue mugs by Segafredo
EQ56	Electronic cash register by International Point of Sale
EQ61	Tokyoike SS by Tokyoike
FU01	Bdlove planter by BD Barcelona
FU04	Twig bench by Derlot Editions
FU05	Bdlove bench by BD Barcelona
FU08	Jili dining table yellow (D2600mm H750mm) by Tail
FU09	Jili dining table navy (D750mm H1200mm) by Tail
FU10	Linear dining & seating by Tail (L12100xW900mm
FU11	Dizzie side table by Arper
FU14	Solid Stool by One Third
FU15	Solid Table by One Third
FU16	Spike Low Stool (H450mm) by Stylecraft
FU17	Spike Tall Stool by Stylecraft
FU19	Good One Low Stool (H450mm) by Tail
FU20	Good One Table (L1800mm) by Tail
FU24	Eames moulded fiberglass chair by Herman Miller (TBD)
FU26	Screw stool by Tom Dixon
H11	8-fold windows by Stegbar
JO01	Oak timber bench table
JO02	Oak timber work bench
LI01	Beat flat tall pendant by Tom Dixon
LI02	Cubo Wall by Nemo
LI03	Flood pendant by Tom Dixon
LI04	Lustre round pendant by Tom Dixon
LI05	Stone wall light IP44 by Tom Dixon
LI06	Ph50 (pale rose) pendant by Louis Poulsen
LI08	Finnit Sollar by Louis Poulsen
MA01	Wall Paint White(Tokyo snow) by Dulux
MA02	Wall tile Blue 250x250mm by Perini
MA03	Ceiling white painting (White comfort) by British paints
MA04	Joinery walnut timber by Timber products
MA05	Stair stringer metal balck
MA07	Stair handrail stainless steel yellow by Alibaba
MA08	Stair 20mm glass by Alibaba
MA20	Floor finish tile 250x250mm by Di Lorenzo
MA21	Floor finish polished concrete slab
SA01	Airblade dB hand dryer by Dyson
SA05	Jumbo toilet roll holder B2890 by rba
SA11	Full height basin (RBAS881-100) by rba
SA13	Toilet Plumbing Fixtures WC
SA14	Wine glass by collection B
SA15	Absolut Vodka bottle
SA16	HAY timber shelf by finishdesignshop
SA17	Hanging Plant.

Revisions			Do not scale drawings. Use figured dimensions only. Check and verify levels and dimensions on site prior to commencement of any work, the preparation of drawings or the fabrication of components. This drawing is copyright and can not be reproduced without written consent.	Client Sue & Andy Baker	True North	Billy Blue College of Design 46-52 Mountain Street, Ultimo, NSW 2007, Australia +61 (0)2 9999 9999	Project IDC302A Assessment Brief 2  48 Baywater Drive, Wentworth Point, NSW, 2127 Project number 21.001	Drawing Title Cover Page	Drawing Status CONSTRUCTION DRAWINGS NOT FOR CONSTRUCTION	Scale	Drawing No	Issue
No	Date	Description								N/A	A00	A
A	05.12.21	CONSTRUCTION DRAWINGS								Date	05.12.21	
										Drawn by	YJY	







1 Level 1  
1: 100



## LEGEND

### Graphic symbols

Existing Structure	Surrounding bldg
PB/FC 13mm	Steel
MDF	Concrete structure
Timber structure	Tile
Insulation	Timber stud structure 100x50mm

### Wall types

WT1	Dry/Dry Wall - Timber stud wall 100x50 w/ 13mm PB on each side
WT2	Dry/Wet Wall - Timber stud wall 100x50 w/ 13mm PB on one side and 13mm cement, 2mm glue and 10mm tile on the other side
WT3	Wet/Wet Wall - Timber stud 100x50mm with 13mm fibre cement, 2mm glue and 10mm tile on each either side
WT4	Wet/Existing Wall - 13mm fibre cement with a 2mm glue and 10mm tile on existing wall
WT5	Wet/Existing Wall - Timber stud wall 100x50mm with 13mm fibre cement, 2mm glue and 10mm tile on one side
WT6	Toilet cubicle partition 30mm thickness x 2960 H mm
WT7	Exterior Wall brick 110w mm x 37mm cavity

### Door types

D01	Flush door 1000W x2400H mm
D02	Cubicle door 650Wx2100H mm

### Abbreviations

ADJ	Adjustable	MDF	Medium Density Fibreboard
AP	Appliances	MM	millimetres
BT	Benchtop	N/A	None applicable
D	Door	OD	Outdoor furniture
DWR	Drawer	OS	Open shelf
EQ	Equipment	P	Pantry
FC	Fibre Cement	SB	Splashback
FCL	Finish Ceiling Level	SD	Smoke detector
FFL	Finish Floor Level	SH	Sill height
FU	Furniture	SKB	Skirting board
GPO	General power outlet	SL	Shadow line
H	Height	WS	Wall Shelve
KWC	Kitchen wall cabinet	WT	Wall type
LI	Lighting	W	Width

### Code Description

AP02	Glass Door add-on module B167/005 by IMC
AP09	Bench Tops 600mm BT8600-LS by Waldorf
AP11	Economy Passthrough Dishwasher ME by Washtech
AP12	8820 series 8 Burners double static oven RN8820G by Waldorf
AP13	8100 series Target Top with refrigerated base model RN8100G-RB by Waldorf
AP16	8900 series Chargrill 900mm CH8900G-LS by Waldorf
AP18	Gas Fryer FN8120G by Waldorf
EQ01	Ice Chest B253/100 by IMC
EQ04	Shelf Unit B237/060 by IMC
EQ08	Perforated Workshop B269/060 by IMC
EQ11	Basket Rack with telescopic slides B223/050 by IMC
EQ15	Blender Station B262/040 by IMC
EQ18	Storage Cupboard B261/060 by IMC
EQ21	Hand Wash Unit B250/031 by IMC
EQ22	Corner Top B217/050 by IMC
EQ29	Painted Steel Bar Support BB70/001 by IMC
EQ43	Dishwasher inlet bench with sink and splash back R17120L by Ryno
EQ44	Simple bin 80 Litre L54 by Street Furniture
EQ45	Semi hoop bike stand B5103 by Street Furniture
EQ47	Le Pixel Beach Umbrella by Basil Bangs
EQ50	Coffee machine (Yellow) FB80 3 groups by La Marzocco
EQ51	Coffee grinder Vulcano on Demand by La Marzocco
EQ53	Blue mugs by Segafredo
EQ56	Electronic cash register by International Point of Sale
EQ61	TokyoBike SS by TokyoBike
FU01	Bdlove planter by BD Barcelona
FU04	Twig bench by Dierlot Editions
FU05	Bdlove bench by BD Barcelona
FU08	Jill dining table yellow (D900mm H750mm) by Tait
FU09	Jill dining table navy (D750mm H1200mm) by Tait
FU10	Linear dining & seating by Tait (L2100xW900mm)
FU11	Dizzie side table by Arper
FU14	Solid Stool by One Third
FU15	Solid Table by One Third
FU16	Spike Low Stool (H450mm) by Stylecraft
FU17	Spike Tall Stool by Stylecraft
FU19	Good One Low Stool (H450mm) by Tait
FU20	Good One Table (L1800mm) by Tait
FU24	Eames moulded fibreglass chair by Herman Miller (TBD)
FU26	Screw stool by Tom Dixon
H11	Bi-fold windows by Stegbar
JO01	Oak timber bench table
JO02	Oak timber work bench
LI01	Beat flat tall pendant by Tom Dixon
LI02	Cubo Wall by Nemo
LI03	Flood pendant by Tom Dixon
LI04	Lustre round pendant by Tom Dixon
LI05	Stone wall light IP44 by Tom Dixon
LI06	PH50 (pale rose) pendant by Louis Poulsen
LI08	Flindt Bollard by Louis Poulsen
MA01	Wall Paint White (Tokyo snow) by Dulux
MA02	Wall tile Blue 250x250mm by Perris
MA03	Ceiling white painting (White comfort) by British paints
MA04	Joinery walnut timber by Timber products
MA05	Stair stringer metal balck
MA07	Stair handrail stainless steel yellow by Alibaba
MA08	Stair 20mm glass by Alibaba
MA20	Floor finish tile 250x250mm by DI Lorenzo
MA21	Floor finish polished concrete slab
SA01	Airblade dB hand dryer by Dyson
SA05	Jumbo toilet roll holder B2860 by rba
SA11	Full height basin (RBA8881-100) by rba
SA13	Toilet Plumbing Fixtures WC
SA14	Wine glass by collection B
SA15	Absolut Vodka bottle
SA16	HAY timber shelf by finishdesignshop
SA17	Hanging Plant

Revisions		
No	Date	Description
A	05.12.21	CONSTRUCTION DRAWINGS


Ver. App'd  
XX App'd

Do not scale drawings. Use figured dimensions only. Check and verify levels and dimensions on site prior to commencement of any work, the preparation of drawings or the fabrication of components.  
This drawing is copyright and can not be reproduced without written consent.

Client  
Sue & Andy Baker

Le Velo

True North



Billy Blue College of Design  
46-52 Mountain Street, Ultimo, NSW 2007, Australia  
+61 (0)2 9999 9999

BILLY BLUE  
COLLEGE OF DESIGN

TORRENS  
UNIVERSITY  
AUSTRALIA

LAUREATE INTERNATIONAL UNIVERSITIES

Project

IDC302A Assessment Brief 2

48 Baywater Drive, Wentworth Point, NSW, 2127

Project number

21.001

Drawing Title

Level 1 floor plan

Drawing Status

CONSTRUCTION DRAWINGS  
NOT FOR CONSTRUCTION

Scale

1:100

Drawing No

A02

Issue

A

Date

05.12.21

Drawn by

YJY



SITE BOUNDARY

## 1

1 : 100

---

1 : 1

## Graphic symbols

## Wall types

## Door types

## Abbreviations

Code	Description
------	-------------

12/3/2021 12:23:25 AM

29228



AP02	Glass Door 600mm wide 6167/7005 by Walford
AP03	Bench Tops add-on/ B78600-L5 by Walford
AP11	Economy Passenger Towpath Walsheaf ME by Washchee
AP12	8620 series 8 Runners 8620 mobile static over RN8520 by Walford
AP13	8100 series Trail with refrigerated base model RN8100-RB by Walford
AP16	8900 series Charge! 900mm CH9800-LS by Walford
AP18	Gas Fryer FN8120 by Walford
EQ01	Ice Chest BZ323/100 by IBC
EQ02	Shelf Unit BZ37060/0 by IBC
EQ03	Perforated Worktop BZ269/060 by IBC
EQ04	Saxxist Rack with telescopic shelves BZ233/050 by IBC
EQ15	Bencher Station BZ262/040 by IBC
EQ18	Storage Cupboard BZ210/060 by IBC
EQ21	Hand Wash Unit BZ250/031 by IBC
EQ22	Corner Topper BZ117/050 by IBC
EQ23	Painted Steel Bar Support B87/001 by IBC
EQ24	Dishwasher interlink bench with sink and splash back R17/120 by Rynco
EQ44	Simple bin 80 litre LB4 by Street Furniture
EQ45	Semi hoop bin stands B517 by Street Furniture
EQ46	4 Pinch Bench B304 by Street Furniture
EQ47	4 Pinch Bench B304 by Street Furniture
EQ50	Coffee machine (Yaleco) FB903 3 groups by La Marzocco
EQ51	Coffee grinder Vulcano on Demand by La Marzocco
EQ53	Blue mugs by Segreflo
EQ54	Electronic cash register International Point of Sale
EQ55	TokyoKisei Sui by TokyoKisei
FU01	Belove planer by Bel Barcelona
FU02	Twelve bench by Dertel Editions
FU03	Belove bench by Dertel Editions
FU08	Jill dining table yellow (D900mm H750mm) by Tail
FU09	Jill dining table navy (D715mm H1200mm) by Tail
FU10	Linear dining & seating by Tail (L2100xW900mm)
FU11	Dinze side table by Kasper
FU12	Solid Stool by One Third
FU15	Solid Table by One Third
FU16	Spoke Low Stool (H450mm) by Sylecraft
FU17	Spoke Tall Table (Sylecraft)
FU18	Good One Low Stool (H450mm) by Tail
FU20	Good One Table (L1800mm) by Tail
FU21	Eames molded fiberglass chair by Herman Miller (TBD)
FU24	Screen stool by Tom Dixon
H016	W8-fold window by Sheppard
JO01	Oak timber bench table
JO02	Oak timber work bench
L001	Beat flat tail pendant by Tom Dixon
L002	Cubo Wall by Tom Dixon
L003	Pendant pendunt by Tom Dixon
L004	Lustrd round pendunt by Tom Dixon
L005	Stone wall light IP44 by Tom Dixon
L006	PH50 (pink rose) pendunt by Louis Poulson
L008	Finist Bolinar by Louis Poulson
MA01	Wall Paint White(Tokyo suno) by Duxen
MA02	Wall tile Blue 250x250mm by Perini
MA03	Ceiling white porcelain(white comfort) by British paints
MA04	Jenney walnut timber by Timber products
MA05	Strain stringer metal black
MA07	Strain handrail stainless steel yellow by Altaba
MA08	Strain 20mm glass by Altaba
MA20	Floor finish tile 260x260mm by Di Lorenzo
MA21	Floor finish polished concrete slab
SA05	Airblade odh hand dryer by Dyson
SA06	Jimble toilet roll holder B2890 by Dyson
SA12	Tall height basin (R6548) by rba
SA13	Toilet Plumbing Fixtures WC
SA14	Wine glass by collection B
SA15	Absohit Vodka bottle
SA16	H&M umbrella skirt by finishdesignshop
SA17	Handing Panel

12/3/2021 12:23:34 AM















# Section 1

---

1 : 50

## LEGEND

### Graphic symbols

	Existing Structure		Surrounding bldg
	PB/FC 13mm		Steel
	MDF		Concrete structure
	Timber structure		Tile
	Insulation		Timber stud structure 100x50mm

### Wall types

WT1	Dry/Dry Wall - Timber stud wall 100x50 w/ 13mm PB on each side
WT2	Dry/Wet Wall - Timber stud wall 100x50 w/ 13mm PB on one side and 13mm cement, 2mm glue and 10mm tile on the other side
WT3	Wet/Wet Wall - Timber stud 100x50mm with 13mm fibre cement, 2mm glue and 10mm tile on each side
WT4	Wet/Existing Wall - 13mm fibre cement with a 2mm glue and 10mm tile on existing wall
WT5	Wet/Existing Wall - Timber stud wall 100x50mm with 13mm fibre cement, 2mm glue and 10mm tile on one side
WT6	Toilet cubicle partition 30mm thickness x 2960 H mm
WT7	Exterior Wall brick 110w mm x 37mm cavity

## Door types

D01 Flush door 1000W x2400H mm

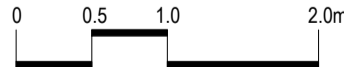
D02 Cubicle door 650Wx2100H mm

## Abbreviations

ADJ	Adjustable	MDF	Medium Density Fibreboard
AP	Appliances	MM	millimetres
BT	Benchmark	N/A	None applicable
D	Door	OD	Outdoor furniture
DWR	Dresser	OS	Open shelf
EQ	Equipment	P	Pantry
FC	Fibre Cement	SB	Splashback
FCL	Finish Ceiling Level	SD	Smoke detector
FFL	Finish Floor Level	SH	Sill height
FU	Furniture	SKB	Skirting board
GPO	General power outlet	SH	Shadow line
H	Height	WS	Wall Shelf
KWC	Kitchen wall cabinet	WT	Wall type
LI	Lighting	W	Width

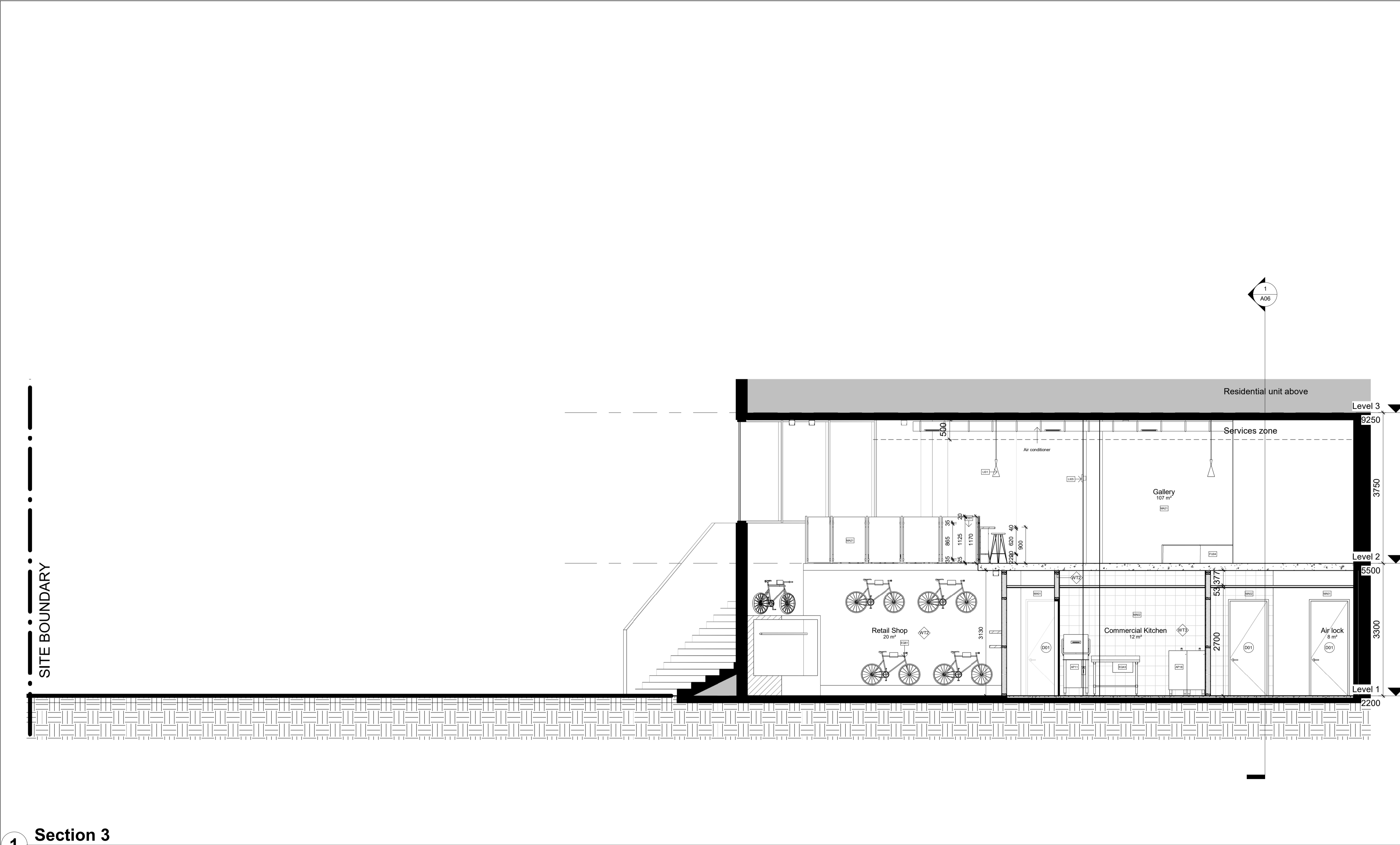
Code	Description
------	-------------

AP009	Glass Door add-on model B16700S by IMC
AP010	Bench Tops A6009 MB8600-L by Walford
AP11	Economy Passthrough Dishwasher ME by Westathet
AP12	8820 series 8 Burners double sink oven RH8820S by Walford
AP13	8100 series Target Top with refrigrated base on RH8100-FRG by Walford
AP16	8950 series Ceramic 900mm CH8950G-L by Walford
AP18	Ice Fryer FN1200 by Walford
E001	Ice Chest BZ53100 by IMC
E004	Shelf Unit BZ31060 by IMC
E008	Perforated Workshop BZ60060 by IMC
E010	Savest Rack with Benchtop BZ323050 by IMC
E015	Blender Standentation BZ22400 by IMC
E018	Storage Cupboard BZ21060 by IMC
E021	Hand Wash Unit BZ50031 by IMC
E022	Panel Steel Corner Top BZ17050 by IMC
E023	Painted Steel Support BSE8001 by IMC
E034	Dishwasher inlet bench with sink and splash back RPT120 Ryngo
E044	Simple bin 80 Litre LB4 by Street Furniture
E045	Seem hamp box stand BS1501 by Street Furniture
E049	Le Pixel Benchtop by Street Furniture
E050	Coffee machine (Vulcano) FB80 3 groups by La Marzocco
E051	Coffee machine Vulcano on Demand by La Marzocco
E053	Blue mugs by Segrefredo
E054	Electronic cash register by International Point of Sale
E061	Toyokube Sign by toyokube
FU01	Bdlove planter by BD Barcelona
FU02	Twig bench by Dertol Editions
FU03	Belgian bench by BD Barcelona
FU08	Jill dining table navy (D500mm H750mm) by Tait
FU09	Jill dining table yellow (D750mm H1200mm) by Tait
FU10	Linear dining & seating by Tait (L2100mmW900mm)
FU11	Ouzie side table by Tait
FU12	Solid stool by Tait
FU15	Solid table by Tait
FU16	Spike Low Stool (H450mm) by Sylecraft
FU17	Spike Tall Stool by Sylecraft
FU18	Good One Low Stool (H450mm) by Tait
FU19	Good One Tall Stool (H1800mm) by Tait
FU24	Eames moulded fibreglass chair by Herman Miller (TBD)
FU28	Screw stool by Tait
H11	Bedroom chair by Segrefredo
J001	Oak timber bench table
J002	Oak timber work bench
L001	Beet flat tall pendant by Tiox Dixon
L002	Cube Wall by Nemo
L003	Flood pendant by Tiox Dixon
L004	Lustre round pendant by Tiox Dixon
L005	Stone wall light IP44 by Tiox Dixon
L006	PH550 (pale) pendant by Jans Poulsen
L007	Flint Bolon by Louis Poulsen
MA01	Wall Paint White(Tokyo snow) by Dulux
MA02	Wall tile blue 250x250mm by Perini
MA03	Ceiling white painted(White comfort) by British paints
MA04	Jenamy walnut timber by Timber products
MA05	Star stringer metal steel
MA07	Handrail stainless steel balcony by Altaba
MA08	Star 20mm glass by Altaba
MA09	Floor finish tile 250x250mm by DI Lorenzato
MA21	Floor finish polished concrete slab
SA01	Airblade od hand dryer by Dyson
SA05	Jumpbo toilet roller d2890 by rta
SA1	Full height basin (RB4848) 100 by rta
SA13	Toilet Plumbing Fixtures WC
SA15	Wine glass by collection B
SA16	Absolut Vodka bottle
SA18	HVY timber chair by finishdesignshop
SA17	Hanging Plant

[illegible]



Revisions			Do not scale drawings. Use figured dimensions only. Check and verify levels and dimensions on site prior to commencement of any work, the preparation of drawings or the fabrication of components. This drawing is copyright and can not be reproduced without written consent.	Client Sue & Andy Baker  	True North	 Billy Blue College of Design 46-52 Mountain Street, Ultimo, NSW 2007, Australia +61 (0)2 9999 9999   TORRENS UNIVERSITY AUSTRALIA   LAUREATE INTERNATIONAL UNIVERSITIES	Project IDC302A Assessment Brief 2  48 Baywater Drive, Wentworth Point, NSW, 2127  Project number 21.001	Drawing Title Section 2   Drawing Status CONSTRUCTION DRAWINGS NOT FOR CONSTRUCTION	Scale	Drawing No	Issue	
No	Date	Description							Ver. App'd	1:50	A07	A
A	05.12.21	CONSTRUCTION DRAWINGS							XX App'd	Date	05.12.21	Drawn by



LEGEND

Graphic symbols

Existing Structure

Surrounding bldg

PB/FC 13mm

Steel

MDF

Concrete structure

Timber structure

Tile

Insulation

Timber stud structure 100x50mm

Wall types

WT1

Dry/Dry Wall - Timber stud wall 100x50 w/ 13mm PB on each side

WT2

Dry/Wet Wall - Timber stud wall 100x50 w/ 13mm PB on one side and 13mm cement, 2mm glue and 10mm tile on the other side

WT3

Wet/Wet Wall - Timber stud 100x50mm with 13mm fibre cement, 2mm glue and 10mm tile on each either side

WT4

Wet/Existing Wall - 13mm fibre cement with a 2mm glue and 10mm tile on exsting wall

WT5

Wet/Existing Wall - Timber stud wall 100x50mm with 13mm fibre cement, 2mm glue and 10mm tile on one side

WT6

Toilet cubicle partition 30mm thickness x 2960 H mm

WT7

Exterior Wall brick 110w mm x 37mm cavity

Door types

D01

Flush door 1000W x2400H mm

D02

Cubicle door 650Wx2100H mm

Abbreviations

ADJ

Adjustable

MDF

Medium Density Fibreboard

AP

Appliances

MM

millimetres

BT

Benchtop

N/A

None applicable

D

Door

OD

Outdoor furniture

DWR

Drawer

OS

Open shelf

EQ

Equipment

P

Pantry

FC

Fibre Cement

SB

Splashback

FCL

Finish Ceiling Level

SD

Smoke detector

FFL

Finish Floor Level

SH

Sill height

FU

Furniture

SKB

Skirting board

GPO

General power outlet

SL

Shadow line

H

Height

WS

Wall Shelve

KWC

Kitchen wall cabinet

WT

Wall type

LI

Lighting

W

Width

Code Description

AP02

Glass Door add-on module B16/700S by IMC

AP09

Bench Tops 600mm B1860-LS by Waldorf

AP11

Economy Passthrough Dishwasher ME by Washtech

AP12

8820 series 8 Burners double static oven RN8820G by Waldorf

AP13

8100 series Target Top with refrigerated base model RN8100G-RB by Waldorf

AP16

8800 series Chargin 900mm CH8900G-LS by Waldorf

AP18

Gas Fryer FN8120G by Waldorf

EQ01

Ice Chest B253/100 by IMC

EQ04

Shelf Unit B237/060 by IMC

EQ08

Perforated Workshop B269/060 by IMC

EQ11

Basket Rack with telescopic slides B223/050 by IMC

EQ15

Blender Station B262/040 by IMC

EQ18

Storage Cupboard B261/060 by IMC

EQ21

Hand Wash Unit B250/031 by IMC

EQ22

Corner Top B217/050 by IMC

EQ29

Painted Steel Bar Support BB70/001 by IMC

EQ43

Dishwasher inlet bench with sink and splash back R17120L by Ryno

EQ44

Simple bin 80 Litre L24 by Street Furniture

EQ45

Semi hoop bike stand B5103 by Street Furniture

EQ47

Le Pixel Beach Umbrella by Basil Bangs

EQ50

Coffee machine (Yellow) FB/80 3 groups by La Marzocco

EQ51

Coffee grinder Vulcano on Demand by La Marzocco

EQ53

Blue mugs by Segafredo

EQ56

Electronic cash register by International Point of Sale

EQ61

Tokyobike SS by tokyobike

FU01

Bdlove planter by BD Barcelona

FU04

Twig bench by Dierck Edlons

FU05

Bdlove bench by BD Barcelona

FU08

Jill dining table yellow (D900mm H750mm) by Tait

FU09

Jill dining table navy (D750mm H1200mm) by Tait

FU10

Linear dining & seating by Tait (L2100xW900mm)

FU11

Dizzie side table by Arper

FU14

Solid Stool by One Third

FU15

Solid Table by One Third

FU16

Spike Low Stool (H450mm) by Stylecraft

FU17

Spike Tall Stool by Stylecraft

FU19

Good One Low Stool (H450mm) by Tait

FU20

Good One Table (L1800mm) by Tait

FU24

Eames moulded fibreglass chair by Herman Miller (TBD)

FU26

Screw stool by Tom Dixon

H11

Bi-fold windows by Stegbar

JO01

Oak timber bench table

JO02

Oak timber work bench

LI01

Beat flat tall pendant by Tom Dixon

LI02

Cubo Wall by Nemo

LI03

Flood pendant by Tom Dixon

LI04

Lustre round pendant by Tom Dixon

LI05

Stone wall light IP44 by Tom Dixon

LI06

PH50 (pale rose) pendant by Louis Poulsen

LI08

Flindt Bollard by Louis Poulsen

MA01

Wall Paint White(Tokyo snow) by Dulux

MA02

Wall tile Blue 250x250mm by Penni

MA03

Ceiling white painting (White comfort) by British paints

MA04

Joinery walnut timber by Timber products

MA05

Stair stringer metal balck

MA07

Stair handrail stainless steel yellow by Alibaba

MA08

Stair 20mm glass by Alibaba

MA20

Floor finish tile 250x250mm by Di Lorenzo

MA21

Floor finish polished concrete slab

SA01

Airblade dB hand dryer by Dyson

SA05

Jumbo toilet roll holder 62890 by rba

SA11

Full height basin (RBA8881-100) by rba

SA13

Toilet Plumbing Fixtures WC

SA14

Wine glass by collection B

SA15

Absolut Vodka bottle

SA16





HAY timber shelf by finishdesignshop

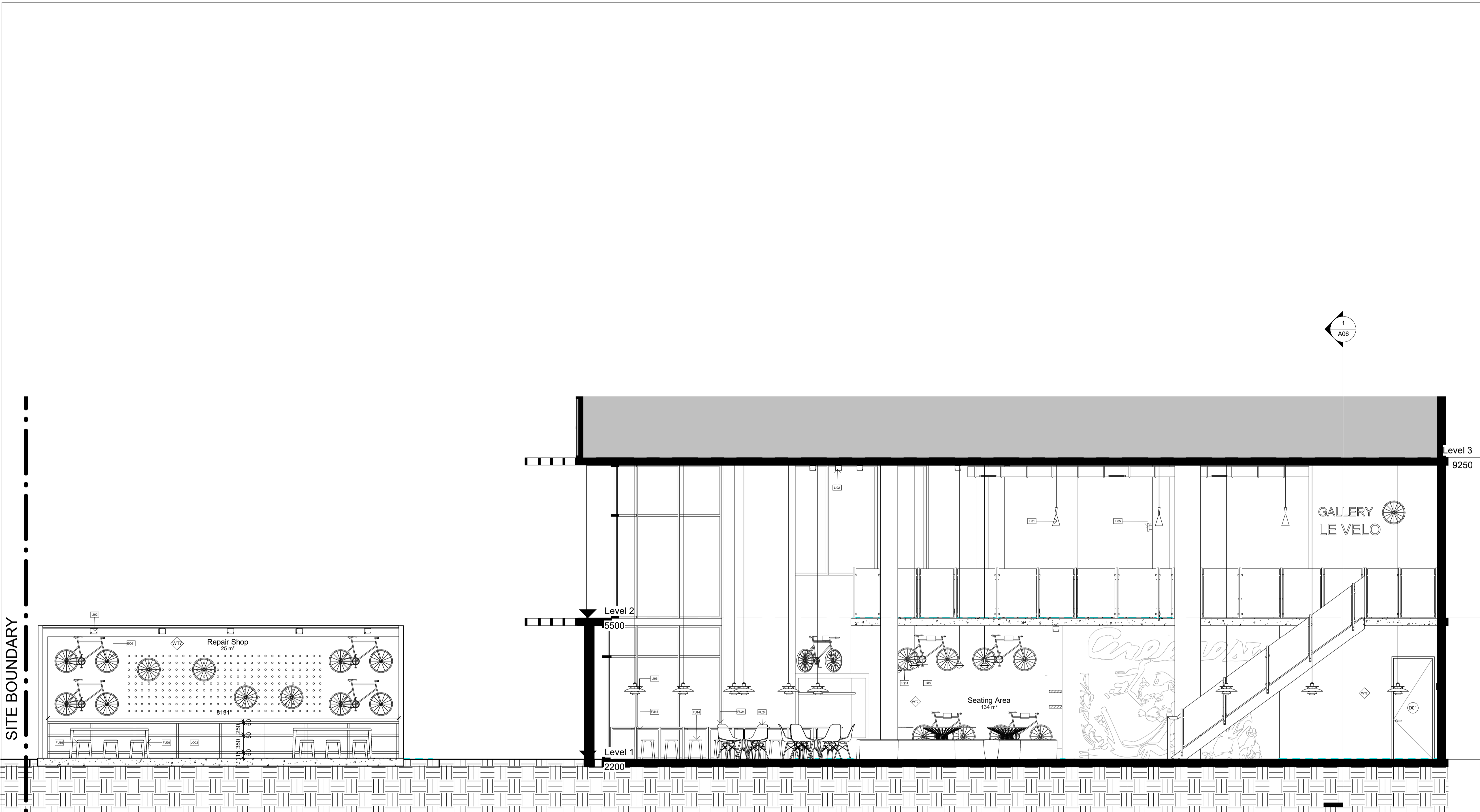
SA17

Hanging Plant

1

Section 3  
1 : 50

Revisions			Do not scale drawings. Use figured dimensions only. Check and verify levels and dimensions on site prior to commencement of any work, the preparation of drawings or the fabrication of components. This drawing is copyright and can not be reproduced without written consent.	Client Sue & Andy Baker  	True North	<div><div> BILLY BLUE COLLEGE OF DESIGN*</div><div> TORRENS UNIVERSITY AUSTRALIA</div></div> <div> LAUREATE INTERNATIONAL UNIVERSITIES</div>	Project IDC302A Assessment Brief 2  48 Baywater Drive, Wentworth Point, NSW, 2127 Project number 21.001	Drawing Title Section 3  Drawing Status CONSTRUCTION DRAWINGS NOT FOR CONSTRUCTION	
No	Date	Description							Ver. App'd
A	05.12.21	CONSTRUCTION DRAWINGS							XX App'd



1 Section 4  
1 : 50

### LEGEND

**Graphic symbols**

Existing Structure	Surrounding bldg
PB/FC 13mm	Steel
MDF	Concrete structure
Timber structure	Tile
Insulation	Timber stud structure 100x50mm

**Wall types**

WT1	Dry/Dry Wall - Timber stud wall 100x50 w/ 13mm PB on each side
WT2	Dry/Wet Wall - Timber stud wall 100x50 w/ 13mm PB on one side and 13mm cement, 2mm glue and 10mm tile on the other side
WT3	Wet/Wet Wall - Timber stud 100x50mm with 13mm fibre cement, 2mm glue and 10mm tile on each either side
WT4	Wet/Existing Wall - 13mm fibre cement with a 2mm glue and 10mm tile on existing wall
WT5	Wet/Existing Wall - Timber stud wall 100x50mm with 13mm fibre cement, 2mm glue and 10mm tile on one side
WT6	Toilet cubicle partition 30mm thickness x 2960 H mm
WT7	Exterior Wall brick 110w mm x 37mm cavity

**Door types**

D01	Flush door 1000W x2400H mm
D02	Cubicle door 650Wx2100H mm

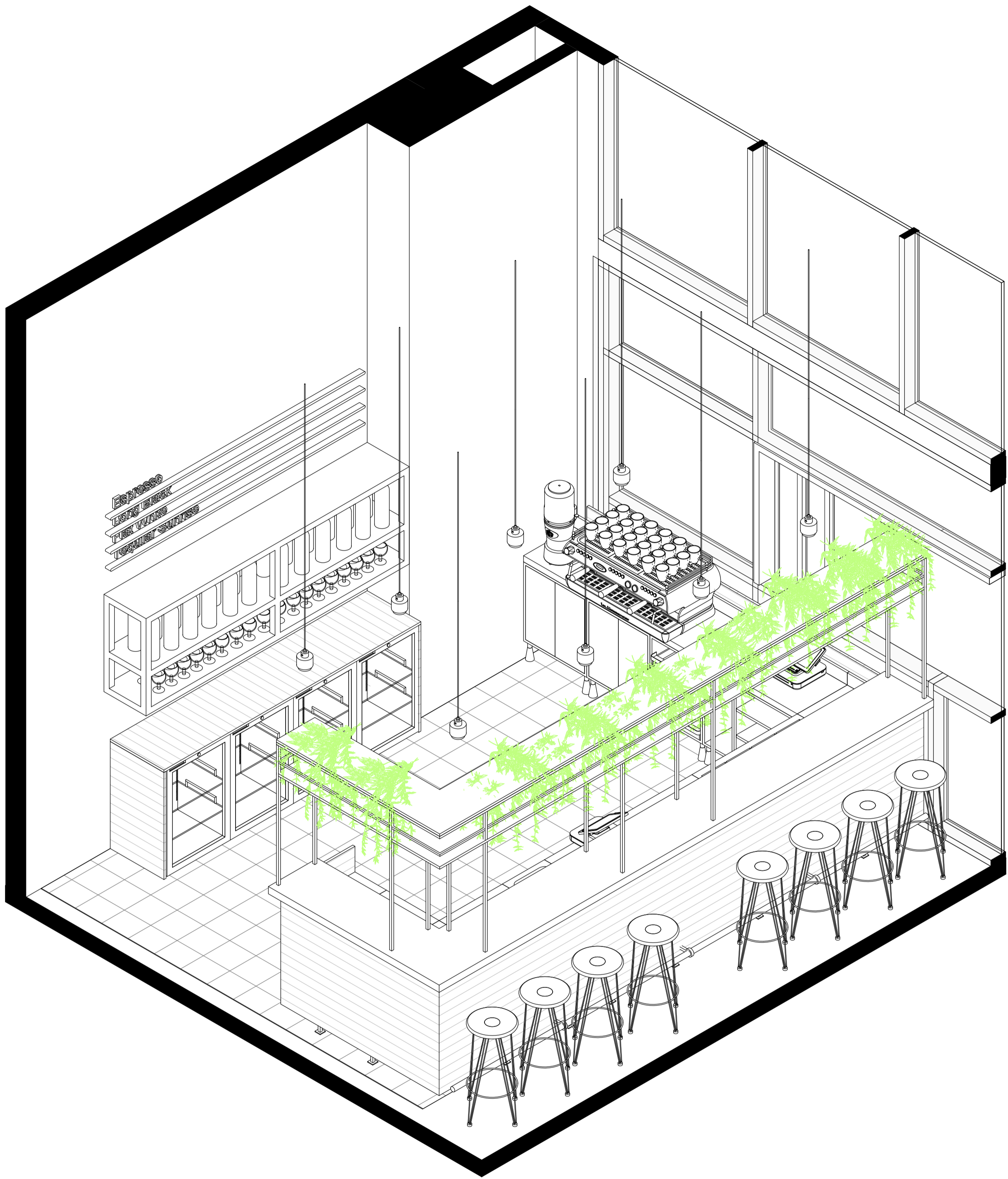
**Abbreviations**

ADJ	Adjustable	MDF	Medium Density Fibreboard
AP	Appliances	MM	millimetres
BT	Benchtop	N/A	None applicable
D	Door	OD	Outdoor furniture
DWR	Drawer	OS	Open shelf
EQ	Equipment	P	Pantry
FC	Fibre Cement	SB	Splashback
FCL	Finish Ceiling Level	SD	Smoke detector
FFL	Finish Floor Level	SH	Sill height
FU	Furniture	SKB	Skirting board
GPO	General power outlet	SL	Shadow line
H	Height	WS	Wall Shelve
KWC	Kitchen wall cabinet	WT	Wall type
LI	Lighting	W	Width

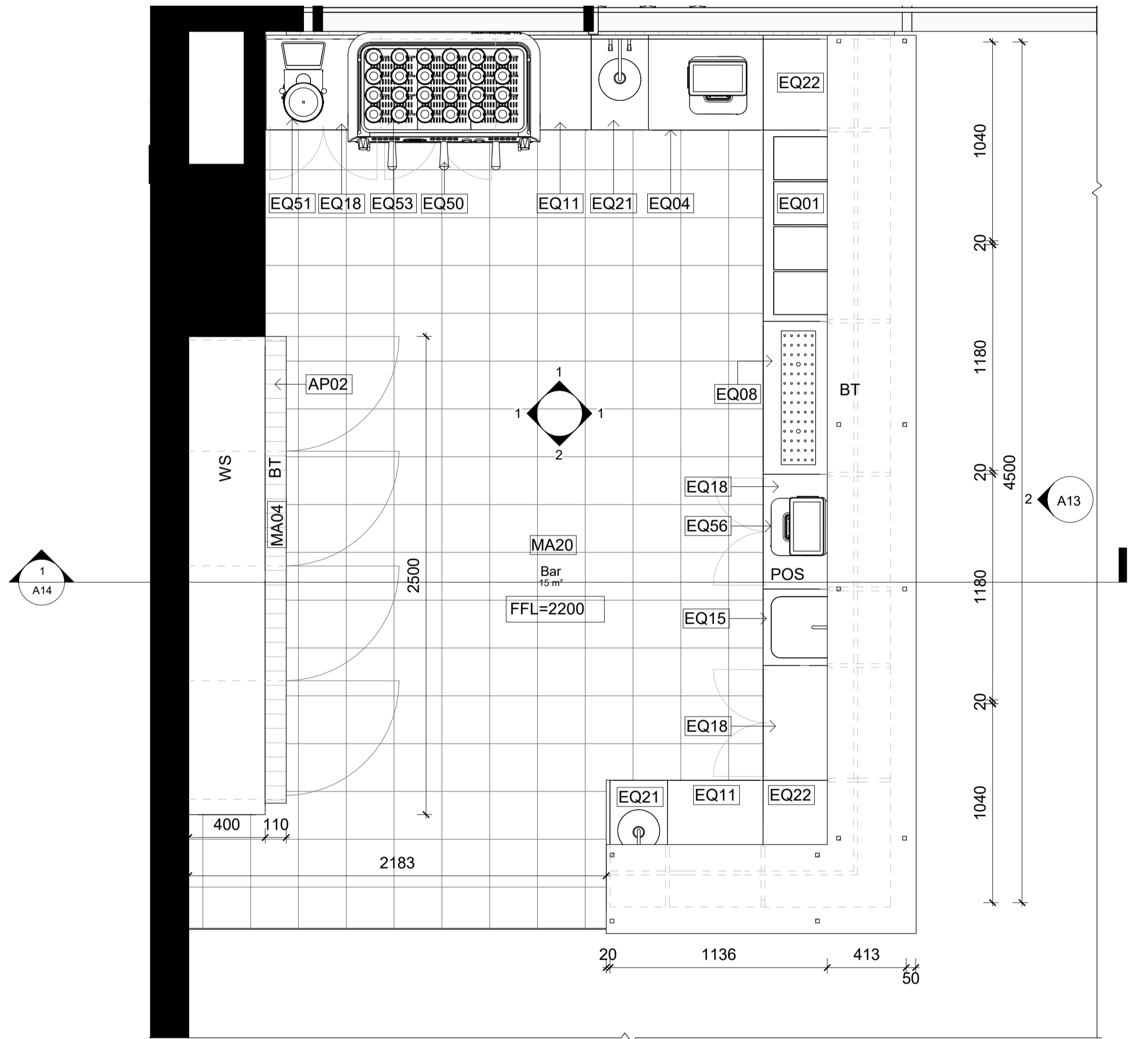
**Code Description**

AP02	Glass Door add-on module 816/700S by IMC
AP09	Bench Tops 600mm BT8600-LS by Waidorf
AP11	Economy Passthrough Dishwasher ME by Washtech
AP12	8620 series 8 Burners double static oven RN8820G by Waidorf
AP13	8100 series Target Top with refrigerated base model RN8100G-RB by Waidorf
AP16	8900 series Chargin 900mm CH8900G-LS by Waidorf
AP18	Gas Fryer FN8120G by Waidorf
EQ01	Ice Chest BZ531100 by IMC
EQ04	Shelf Unit BZ371060 by IMC
EQ08	Perforated Workshop BZ69060 by IMC
EQ11	Basket Rack with telescopic slides BZ231050 by IMC
EQ15	Blender Station BZ262040 by IMC
EQ18	Storage Cupboard BZ611060 by IMC
EQ21	Hand Wash Unit BZ501031 by IMC
EQ22	Corner Top BZ171050 by IMC
EQ29	Painted Steel Bar Support B871001 by IMC
EQ43	Dishwasher inlet bench with sink and splash back R17120L by Ryno
EQ44	Simple bin 80 Litre LB4 by Street Furniture
EQ45	Semi hoop bike stand BST03 by Street Furniture
EQ47	Le Pixel Beach Umbrella by Basil Bangs
EQ50	Coffee machine (Yellow) FB80 3 groups by La Marzocco
EQ51	Coffee grinder Vulcano on Demand by La Marzocco
EQ53	Blue mugs by Segafredo
EQ56	Electronic cash register by International Point of Sale
EQ61	Tokyoake SS by Tokyoake
FU01	Bdlove planter by BD Barcelona
FU04	Twig bench by Derlot Editions
FU05	Bdlove bench by BD Barcelona
FU08	Jili dining table yellow (D200mm H750mm) by Tait
FU09	Jili dining table navy (D750mm H1200mm) by Tait
FU10	Linear dining & seating by Tait (L2100xW900mm)
FU11	Dizzie side table by Arper
FU14	Solid Stool by One Third
FU15	Solid Table by One Third
FU16	Spike Low Stool (H450mm) by Stylecraft
FU17	Spike Tall Stool by Stylecraft
FU19	Good One Low Stool (H450mm) by Tait
FU20	Good One Table (L1600mm) by Tait
FU24	Eames moulded fiberglass chair by Herman Miller (TBD)
FU26	Screw stool by Tom Dixon
H11	Bi-fold windows by Stegbar
JO01	Oak timber bench table
JO02	Oak timber work bench
LI01	Beat flat flat pendant by Tom Dixon
LI02	Cubo Wall by Nemo
LI03	Flood pendant by Tom Dixon
LI04	Lustre round pendant by Tom Dixon
LI05	Stone wall light IP44 by Tom Dixon
LI06	PH50 (pale rose) pendant by Louis Poulsen
LI08	Flindt Bollard by Louis Poulsen
MA01	Wall Paint White (Tokyo snow) by Dulux
MA02	Wall tile Blue 250x250mm by Perini
MA03	Ceiling white painting (White comfort) by British paints
MA04	Joinery walnut timber by Timber products
MA05	Stair stringer metal balck
MA07	Stair handrail stainless steel yellow by Alibaba
MA08	Stair 20mm glass by Alibaba
MA20	Floor finish tile 250x250mm by DI Lorenzo
MA21	Floor finish polished concrete slab
SA01	Airblade d8 hand dryer by Dyson
SA05	Jumbo toilet roll holder B2890 by rba
SA11	Full height basin (RBA8881-100) by rba
SA13	Toilet Plumbing Fixtures WC
SA14	Wine glass by collection B
SA15	Absolut Vodka bottle
SA16	HAY timber shelf by finishdesignshop
SA17	Hanging Plant.

Revisions			Do not scale drawings. Use figured dimensions only. Check and verify levels and dimensions on site prior to commencement of any work, the preparation of drawings or the fabrication of components. This drawing is copyright and can not be reproduced without written consent.	Client Sue & Andy Baker 	True North	Billy Blue College of Design 46-52 Mountain Street, Ultimo, NSW 2007, Australia +61 (0)2 9999 9999 	Project IDC302A Assessment Brief 2 48 Baywater Drive, Wentworth Point, NSW, 2127 Project number 21.001	Drawing Title Section 4  Drawing Status CONSTRUCTION DRAWINGS NOT FOR CONSTRUCTION	Scale 1:50  Date 05.12.21  Drawn by YJY	Drawing No A09  Issue A
No	Date	Description								
A	05.12.21	CONSTRUCTION DRAWINGS	Ver. App'd							
			XX App'd							



2 Bar isometric



1 Bar detail plan

## LEGEND

### Graphic symbols

	Existing Structure		Surrounding bldg
	PB/FC 13mm		Steel
	MDF		Concrete structure
	Timber structure		Tile
	Insulation		Timber stud structure 100x50mm

### Wall types

	Dry/Dry Wall - Timber stud wall 100x50 w/ 13mm PB on each side
	Dry/Wet Wall - Timber stud wall 100x50 w/ 13mm PB on one side and 13mm cement, 2mm glue and 10mm tile on the other side
	Wet/Wet Wall - Timber stud 100x50mm with 13mm fibre cement, 2mm glue and 10mm tile on each either side
	Wet/Existing Wall - 13mm fibre cement with a 2mm glue and 10mm tile on existing wall
	Wet/Existing Wall - Timber stud wall 100x50mm with 13mm fibre cement, 2mm glue and 10mm tile on one side
	Toilet cubicle partition 30mm thickness x 2960 H mm
	Exterior Wall brick 110w mm x 37mm cavity

### Door types

	Flush door 1000W x2400H mm
	Cubicle door 650Wx2100H mm

### Abbreviations

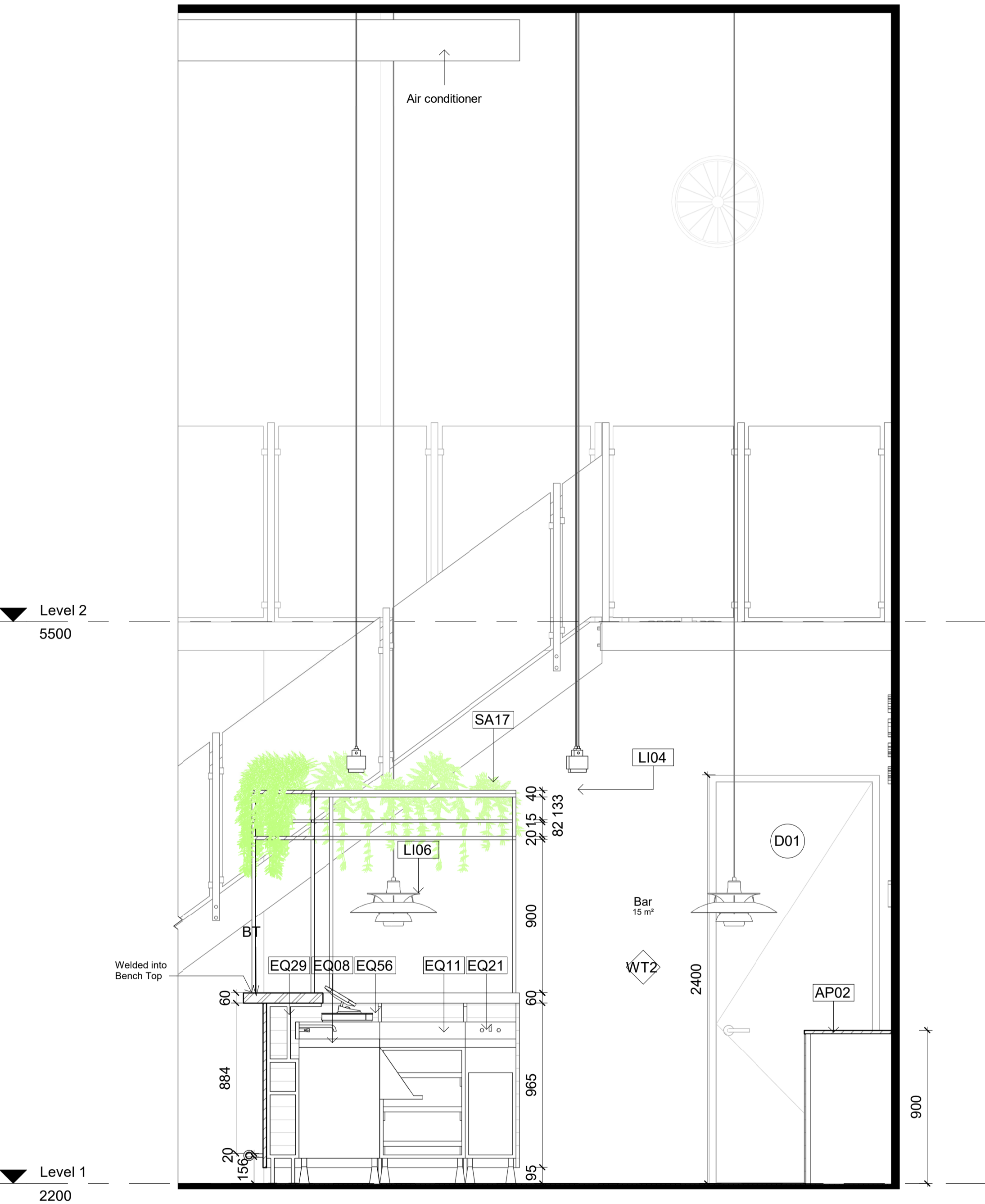
ADJ	Adjustable	MDF	Medium Density Fibreboard
AP	Appliances	MM	millimetres
BT	Benchtop	N/A	None applicable
D	Door	OD	Outdoor furniture
DWR	Drawer	OS	Open shelf
EQ	Equipment	P	Pantry
FC	Fibre Cement	SB	Splashback
FCL	Finish Ceiling Level	SD	Smoke detector
FFL	Finish Floor Level	SH	Sill height
FU	Furniture	SKB	Skirting board
GPO	General power outlet	SL	Shadow line
H	Height	WS	Wall Shelf
KWC	Kitchen wall cabinet	WT	Wall type
LI	Lighting	W	Width

### Code Description

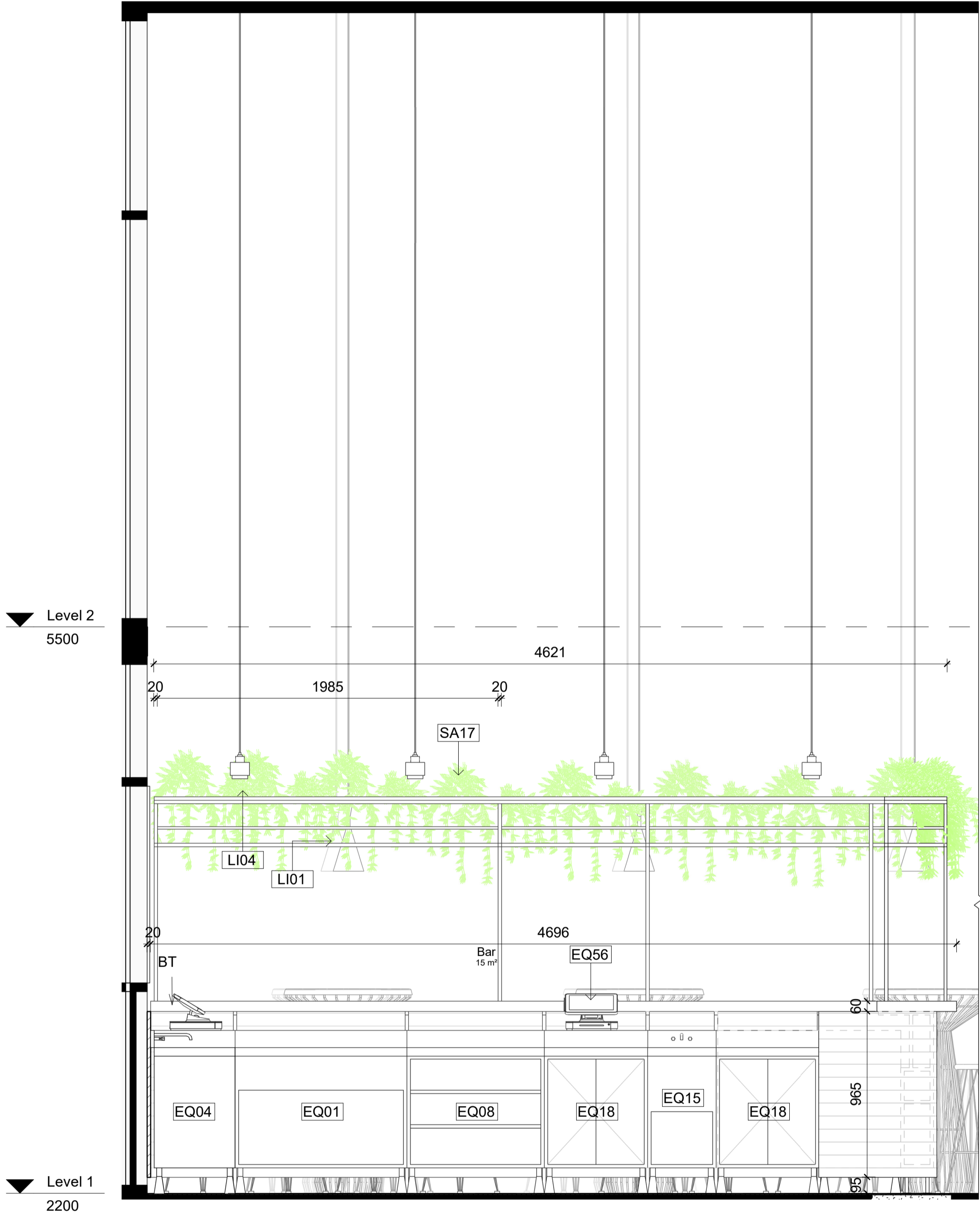
AP02	Glass Door add-on module B16700S by IMC
AP09	Bench Tops 600mm BT8600-LS by Walford
AP11	Economy Passthrough Dishwasher ME by Washtech
AP12	8820 series 8 Burners double static oven RN8820G by Walford
AP13	8100 series Target Top with refrigerated base model RN6100G-RB by Walford
AP16	8900 series Chargrill 900mm CR8900G-LS by Walford
AP18	Gas Fryer FN6120S by Walford
EQ01	Ice Chest BZ53/100 by IMC
EQ04	Shelf Unit BZ37/060 by IMC
EQ08	Perforated Workshop BZ69/060 by IMC
EQ11	Basket Rack with telescopic slides BZ23/050 by IMC
EQ15	Blender Station BZ62/040 by IMC
EQ18	Storage Cupboard BZ61/060 by IMC
EQ21	Hand Wash Unit BZ50/031 by IMC
EQ22	Corner Top BZ17/050 by IMC
EQ29	Painted Steel Bar Support B870/001 by IMC
EQ43	Dishwasher inlet bench with sink and splash back R17120L by Ryno
EQ44	Simple bin 80 Litre LB4 by Street Furniture
EQ45	Semi hoop bike stand BS103 by Street Furniture
EQ47	Le Pivrel Bench Umbrella by Best Bangs
EQ50	Coffee machine (Yellow) FB180 3 groups by La Marzocco
EQ51	Coffee grinder Vulcano on Demand by La Marzocco
EQ53	Blue mugs by Segafredo
EQ56	Electronic cash register by International Point of Sale
EQ61	TokyoSike SS by TokyoSike
FU01	Bdlove planter by BD Barcelona
FU04	Twig bench by Dertot Editions
FU05	Bdlove bench by BD Barcelona
FU08	Jill dining table yellow (D750mm H750mm) by Tail
FU09	Jill dining table navy (D750mm H1200mm) by Tail
FU10	Linear dining & seating by Tail (L2100xW900mm)
FU11	Dizze side table by Arper
FU14	Solid Stool by One Third
FU15	Solid Table by One Third
FU16	Spike Low Stool (H450mm) by Stylecraft
FU17	Spike Tall Stool by Stylecraft
FU19	Good One Low Stool (H450mm) by Tail
FU20	Good One Table (L1800mm) by Tail
FU24	Eames moulded fibreglass chair by Herman Miller (TBD)
FU26	Screw stool by Tom Dixon
H11	8-fold windows by Stegbar
JO01	Oak timber bench table
JO02	Oak timber work bench
LI01	Beat flat tall pendant by Tom Dixon
LI02	Cubo Wall by Nemo
LI03	Flood pendant by Tom Dixon
LI04	Lustre round pendant by Tom Dixon
LI05	Stone wall light IP44 by Tom Dixon
LI06	PH50 (pale rose) pendant by Louis Poulsen
LI08	Finnit Bollard by Louis Poulsen
MA01	Wall Paint White (Tokyo snow) by Dulux
MA02	Wall tile Blue 250x250mm by Perini
MA03	Ceiling white painting (White comfort) by British paints
MA04	Joinery walnut timber by Timber products
MA05	Stair stringer metal balck
MA07	Stair handrail stainless steel yellow by Alibaba
MA08	Stair 20mm glass by Alibaba
MA20	Floor finish tile 250x250mm by Di Lorenzo
MA21	Floor finish polished concrete slab
SA01	Airblade dB hand dryer by Dyson
SA05	Jumbo toilet roll holder B2890 by rta
SA11	Full height basin (RBA5881-100) by rta
SA13	Toilet Plumbing Fixtures WC
SA14	Wine glass by collection B
SA15	Absolut Vodka bottle
SA16	HAY timber shelf by finishdesignshop
SA17	Hanging Plant



Revisions			Do not scale drawings. Use figured dimensions only. Check and verify levels and dimensions on site prior to commencement of any work, the preparation of drawings or the fabrication of components. This drawing is copyright and can not be reproduced without written consent.	Client Sue & Andy Baker 	True North	Billy Blue College of Design 46-52 Mountain Street, Ultimo, NSW 2007, Australia +61 (0)2 9999 9999 	Project IDC302A Assessment Brief 2 48 Baywater Drive, Wentworth Point, NSW, 2127 Project number 21.001	Drawing Title Bar detail plans  Drawing Status CONSTRUCTION DRAWINGS NOT FOR CONSTRUCTION	Scale Drawing No Issue		
No	Date	Description							1:20	A10	A
A	05.12.21	CONSTRUCTION DRAWINGS							Date	05.12.21	
									Drawn by	YJY	



2 Bar elevation 2  
1 : 20



1 Bar elevation 1  
1 : 20

## LEGEND

### Graphic symbols

	Existing Structure		Surrounding bldg
	PB/FC 13mm		Steel
	MDF		Concrete structure
	Timber structure		Tile
	Insulation		Timber stud structure 100x50mm

### Wall types

	Dry/Dry Wall - Timber stud wall 100x50 w/ 13mm PB on each side
	Dry/Wet Wall - Timber stud wall 100x50 w/ 13mm PB on one side and 13mm cement, 2mm glue and 10mm tile on the other side
	Wet/Wet Wall - Timber stud 100x50mm with 13mm fibre cement, 2mm glue and 10mm tile on each either side
	Wet/Existing Wall - 13mm fibre cement with a 2mm glue and 10mm tile on existing wall
	Wet/Existing Wall - Timber stud wall 100x50mm with 13mm fibre cement, 2mm glue and 10mm tile on one side
	Toilet cubicle partition 30mm thickness x 2960 H mm
	Exterior Wall brick 110w mm x 37mm cavity

### Door types

	Flush door 1000W x2400H mm
	Cubicle door 650Wx2100H mm

### Abbreviations

ADJ	Adjustable	MDF	Medium Density Fibreboard
AP	Appliances	mm	millimetres
BT	Benchtop	N/A	None applicable
D	Door	OD	Outdoor furniture
DWR	Drawer	OS	Open shelf
EQ	Equipment	P	Pantry
FC	Fibre Cement	SB	Splashback
FCL	Finish Ceiling Level	SD	Smoke detector
FFL	Finish Floor Level	SH	Sill height
FL	Furniture	SKB	Skirting board
GPO	General power outlet	SL	Shadow line
H	Height	WS	Wall Shelf
KWC	Kitchen wall cabinet	WT	Wall type
LI	Lighting	W	Width

### Code Description

AP02	Glass Door add-on module B16700S by IMC
AP09	Bench Tops 600mm BT8600-LS by Waldorf
AP11	Economy Passthrough Dishwasher ME by Washtech
AP12	8820 series 8 Burners double static oven RW8820G by Waldorf
AP13	8100 series Target Top with refrigerated base model RN8100G-RB by Waldorf
AP16	8880 series Churn 900mm CH8900G-LS by Waldorf
AP18	Gas Fryer FN8120G by Waldorf
EQ01	Ice Chest B253/100 by IMC
EQ04	Shelf Unit B237/060 by IMC
EQ08	Perforated Workshop B269/060 by IMC
EQ11	Basket Rack with telescopic slides B223/050 by IMC
EQ15	Blender Station B262/040 by IMC
EQ18	Storage Cupboard B261/060 by IMC
EQ21	Hand Wash Unit B250/031 by IMC
EQ22	Corner Top B217/050 by IMC
EQ26	Painted Steel Bar Support B870/001 by IMC
EQ43	Dishwasher inlet bench with sink and splash back R17120L by Ryno
EQ44	Simple bin 80 Litre LB4 by Street Furniture
EQ45	Semi hoop bike stand B5103 by Street Furniture
EQ47	Le Print Beach Umbrella by Steel Bange
EQ50	Coffee machine (Yellow) FB/80 3 groups by La Marzocco
EQ51	Coffee grinder Vulcano on Demand by La Marzocco
EQ53	Blue mugs by Segafredo
EQ56	Electronic cash register by International Point of Sale
EQ61	TokyoBike SS by TokyoBike
FU01	Bdlove planter by BD Barcelona
FU04	Twig bench by Dertol Editions
FU05	Bdlove bench by BD Barcelona
FU08	Jill dining table yellow (D900mm H750mm) by Tail
FU09	Jill dining table navy (D750mm H1200mm) by Tail
FU10	Linear dining & seating by Tail (L2100xW900mm)
FU11	Duo side table by Arper
FU14	Solid Stool by One Third
FU15	Solid Table by One Third
FU16	Spike Low Stool (H450mm) by Stylecraft
FU17	Spike Tall Stool by Stylecraft
FU19	Good One Low Stool (H450mm) by Tail
FU20	Good One Table (L1800mm) by Tail
FU24	Eames moulded fibreglass chair by Herman Miller (TBD)
FU26	Screw stool by Tom Dixon
H11	Bi-fold windows by Stegbar
JO01	Oak timber bench table
JO02	Oak timber work bench
LI01	Beat flat tall pendant by Tom Dixon
LI02	Cubo Wall by Nemo
LI03	Flood pendant by Tom Dixon
LI04	Lustre round pendant by Tom Dixon
LI05	Stone wall light IP44 by Tom Dixon
LI06	PH50 (pale rose) pendant by Louis Poulsen
LI08	Flindt Boliant by Louis Poulsen
MA01	Wall Paint White(Tokyo snow) by Dulux
MA02	Wall tile Blue 250x250mm by Perini
MA03	Ceiling white painting (White comfort) by British paints
MA04	Joinery walnut timber by Timber products
MA05	Stair stringer metal balck
MA07	Stair handrail stainless steel yellow by Alibaba
MA08	Stair 20mm glassa by Alibaba
MA20	Floor finish tile 250x250mm by Di Lorenzo
MA21	Floor finish polished concrete slab
SA01	Airblade dB hand dryer by Dyson
SA05	Jumbo toilet roll holder B2890 by rba
SA11	Full height basin (RB4881-100) by rba
SA13	Toilet Plumbing Fixtures WC
SA14	Wine glass by collection B
SA15	Absolut Vodka bottle
SA16	HAY timber shelf by finishdesignshop
SA17	Hanging Plant

Revisions		
No	Date	Description
A	05.12.21	CONSTRUCTION DRAWINGS

Do not scale drawings. Use figured dimensions only. Check and verify levels and dimensions on site prior to commencement of any work, the preparation of drawings or the fabrication of components.  
This drawing is copyright and can not be reproduced without written consent.

Client  
Sue & Andy Baker  
**Le Velo**

True North  
Billy Blue College of Design  
46-52 Mountain Street, Ultimo, NSW 2007, Australia  
+61 (0)2 9999 9999  
BILLY BLUE COLLEGE OF DESIGN  
TORRENS UNIVERSITY AUSTRALIA  
LAUREATE INTERNATIONAL UNIVERSITIES

Project  
IDC302A Assessment Brief 2  
48 Baywater Drive, Wentworth Point, NSW, 2127  
Project number  
21.001

Drawing Title  
Bar elevations 1 & 2  
Drawing Status  
CONSTRUCTION DRAWINGS  
NOT FOR CONSTRUCTION

Scale  
1:20  
Drawing No  
A11  
Issue  
A  
Date  
05.12.21  
Drawn by  
YJY

LEGEND

Graphic symbols

	Existing Structure		Surrounding bldg
	PB/FC 13mm		Steel
	MDF		Concrete structure
	Timber structure		Tile
	Insulation		Timber stud structure 100x50mm

Wall types

	Dry/Dry Wall - Timber stud wall 100x50 w/ 13mm PB on each side
	Dry/Wet Wall - Timber stud wall 100x50 w/ 13mm PB on one side and 13mm cement, 2mm glue and 10mm tile on the other side
	Wet/Wet Wall - Timber stud 100x50mm with 13mm fibre cement, 2mm glue and 10mm tile on each either side
	Wet/Existing Wall - 13mm fibre cement with a 2mm glue and 10mm tile on existing wall
	Wet/Existing Wall - Timber stud wall 100x50mm with 13mm fibre cement, 2mm glue and 10mm tile on one side
	Toilet cubicle partition 30mm thickness x 2960 H mm
	Exterior Wall brick 110w mm x 37mm cavity

Door types

	Flush door 1000W x2400H mm
	Cubicle door 650Wx2100H mm

Abbreviations

ADJ	Adjustable	MDF	Medium Density Fibreboard
AP	Appliances	MM	millimetres
BT	Benchtop	N/A	None applicable
D	Door	OD	Outdoor furniture
DWR	Drawer	OS	Open shelf
EQ	Equipment	P	Pantry
FC	Fibre Cement	SB	Splashback
FCL	Finish Ceiling Level	SD	Smoke detector
FFL	Finish Floor Level	SH	Sill height
FU	Furniture	SKB	Skirting board
GPO	General power outlet	SL	Shadow line
H	Height	WS	Wall Shelf
KWC	Kitchen wall cabinet	WT	Wall type
LI	Lighting	W	Width

Code Description

AP02	Glass Door add-on module B16700S by IMC
AP09	Bench Tops 600mm BT8600-LS by Waldorf
AP11	Economy Passthrough Dishwasher ME by Washtech
AP12	8820 series 8 Burners double static oven RN8820G by Waldorf
AP13	8100 series Target Top with refrigerated base model RN8100G-RB by Waldorf
AP16	8900 series Chargrill 900mm CH8900G-LS by Waldorf
AP18	Gas Fryer FN8120G by Waldorf
EQ01	Ice Chest BZ55100 by IMC
EQ04	Shelf Unit BZ37060 by IMC
EQ08	Perforated Workshop BZ690060 by IMC
EQ11	Basket Rack with telescopic slides BZ23050 by IMC
EQ15	Blender Station BZ62040 by IMC
EQ18	Storage Cupboard BZ61060 by IMC
EQ21	Hand Wash Unit BZ50031 by IMC
EQ22	Corner Top BZ17060 by IMC
EQ29	Painted Steel Bar Support BB70001 by IMC
EQ43	Dishwasher inlet bench with sink and splash back R07120L by Ryno
EQ44	Simple bin 80 Litre L&L by Street Furniture
EQ45	Semi hoop bike stand BST03 by Street Furniture
EQ47	Le Pixel Beach Umbrella by Basil Bangs
EQ50	Coffee machine (Yellow) FB80 3 groups by La Marzocco
EQ51	Coffee grinder Vulcano on Demand by La Marzocco
EQ53	Blue mugs by Segafredo
EQ56	Electronic cash register by International Point of Sale
EQ61	TokyoBike SS by TokyoBike
FU01	Bdlove planter by BD Barcelona
FU04	Twig bench by Dertot Editions
FU05	Bdlove bench by BD Barcelona
FU08	Jill dining table yellow (D900mm H750mm) by Tait
FU09	Jill dining table navy (D750mm H1200mm) by Tait
FU10	Linear dining & seating by Tait (L2100xW900mm)
FU11	Dizzie side table by Arper
FU14	Solid Stool by One Third
FU15	Solid Table by One Third
FU16	Spike Low Stool (H450mm) by Stylecraft
FU17	Spike Tall Stool by Stylecraft
FU19	Good One Low Stool (H450mm) by Tait
FU20	Good One Table (L1800mm) by Tait
FU24	Eames moulded fibreglass chair by Herman Miller (TBD)
FU26	Screw stool by Tom Dixon
H11	Bi-fold windows by Stegbar
JO01	Oak timber bench table
JO02	Oak timber work bench
LI01	Beat flat tall pendant by Tom Dixon
LI02	Cubo Wall by Nemo
LI03	Flood pendant by Tom Dixon
LI04	Lustre round pendant by Tom Dixon
LI05	Stone wall light IP44 by Tom Dixon
LI06	PH50 (pale rose) pendant by Louis Poulsen
LI08	Flindt Bollard by Louis Poulsen
MA01	Wall Paint White (Tokyo snow) by Dulux
MA02	Wall tile Blue 250x250mm by Perris
MA03	Ceiling white painting (White comfort) by British paints
MA04	Joinery walnut timber by Timber products
MA05	Stair stringer metal balck
MA07	Stair handrail stainless steel yellow by Alibaba
MA08	Stair 20mm glass by Alibaba
MA20	Floor finish tile 250x250mm by DI Lorenzo
MA21	Floor finish polished concrete slab
SA01	Airblade 4B hand dryer by Dyson
SA05	Jumbo toilet roll holder S2890 by rba
SA11	Full height basin (RBA8881-100) by rba
SA13	Toilet Plumbing Fixtures WC
SA14	Wine glass by collection B
SA15	Absolut Vodka bottle
SA16	HAY timber shelf by finishdesignshop
SA17	Hanging Plant

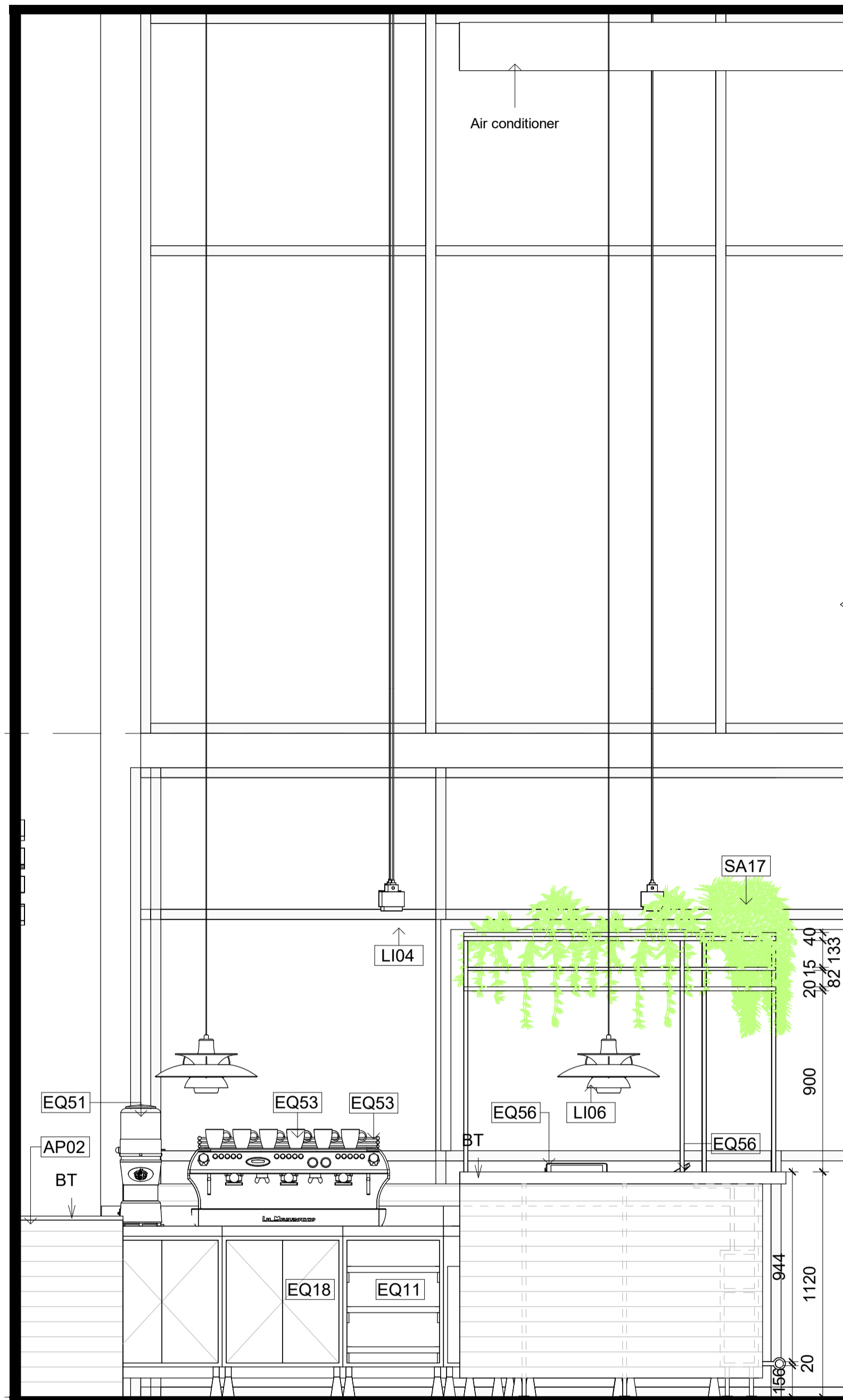
Scale	1:20	Drawing No	A12	Issue	A
-------	------	------------	-----	-------	---

Date 05.12.21

Drawn by YJY

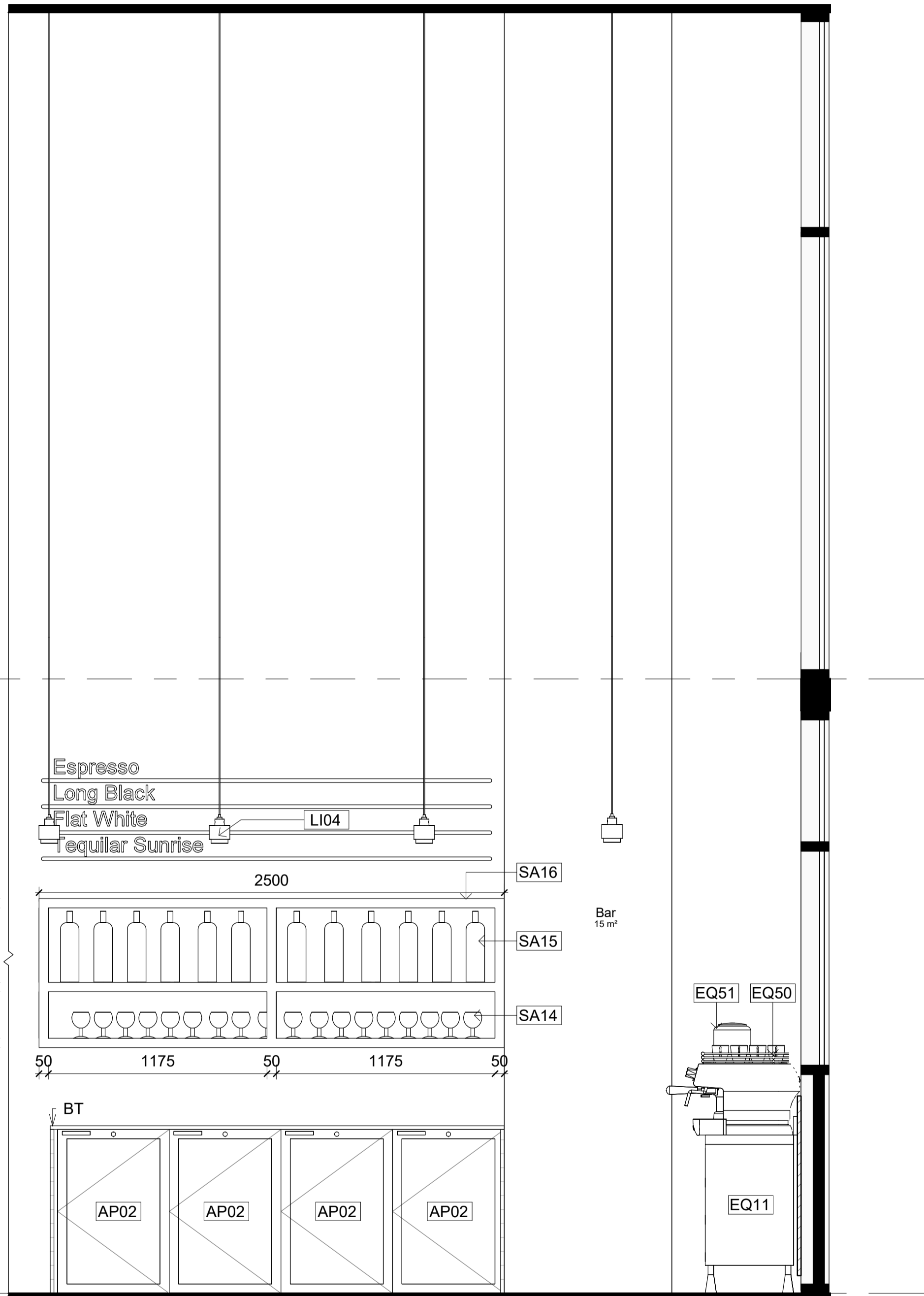
Drawing Title  
Bar elevations 3 & 4

Drawing Status  
CONSTRUCTION DRAWINGS  
NOT FOR CONSTRUCTION



2 Bar elevation 4

1 : 20



1 Bar elevation 3

1 : 20

0 0.1 0.2 0.5 1.0m

Revisions	No	Date	Description	Ver.	App'd
	A	05.12.21	CONSTRUCTION DRAWINGS	XX	App'd

Do not scale drawings. Use figured dimensions only. Check and verify levels and dimensions on site prior to commencement of any work, the preparation of drawings or the fabrication of components.  
This drawing is copyright and can not be reproduced without written consent.

Client  
Sue & Andy Baker

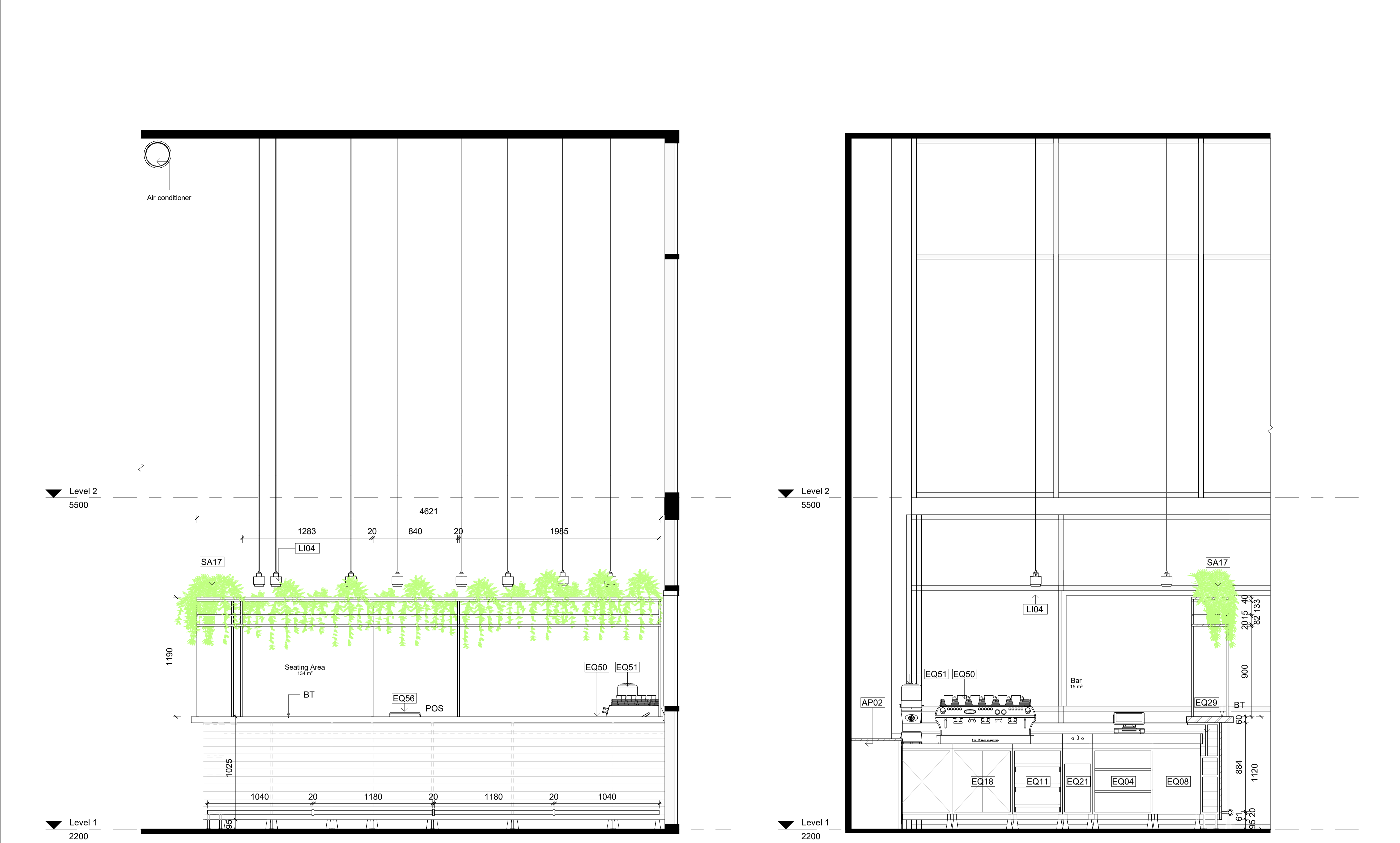
Le Velo

True North

Billy Blue College of Design  
46-52 Mountain Street, Ultimo, NSW 2007, Australia  
+61 (0)2 9999 9999



Project  
IDC302A Assessment Brief 2  
48 Baywater Drive, Wentworth Point, NSW, 2127  
Project number  
21.001



### LEGEND

#### Graphic symbols

	Existing Structure		Surrounding bldg
	PB/FC 13mm		Steel
	MDF		Concrete structure
	Timber structure		Tile
	Insulation		Timber stud structure 100x50mm

#### Wall types

	WT1	Dry/Dry Wall - Timber stud wall 100x50 w/ 13mm PB on each side
	WT2	Dry/Wet Wall - Timber stud wall 100x50 w/ 13mm PB on one side and 13mm cement, 2mm glue and 10mm tile on the other side
	WT3	Wet/Wet Wall - Timber stud 100x50mm with 13mm fibre cement, 2mm glue and 10mm tile on each either side
	WT4	Wet/Existing Wall - 13mm fibre cement with a 2mm glue and 10mm tile on existing wall
	WT5	Wet/Existing Wall - Timber stud wall 100x50mm with 13mm fibre cement, 2mm glue and 10mm tile on one side
	WT6	Toilet cubicle partition 30mm thickness x 2960 H mm
	WT7	Exterior Wall brick 110w mm x 37mm cavity

#### Door types

	D01	Flush door 1000W x2400H mm
	D02	Cubicle door 650Wx2100H mm

#### Abbreviations

ADJ	Adjustable	MDF	Medium Density Fibreboard
AP	Appliances	MM	millimetres
BT	Benchtop	N/A	None applicable
D	Door	OD	Outdoor furniture
DWR	Drawer	OS	Open shelf
EQ	Equipment	P	Pantry
FC	Fibre Cement	SB	Splashback
FCL	Finish Ceiling Level	SD	Smoke detector
FFL	Finish Floor Level	SH	Sill height
FU	Furniture	SKB	Skirting board
GPO	General power outlet	SL	Shadow line
H	Height	WS	Wall Shelve
KWC	Kitchen wall cabinet	WT	Wall type
LI	Lighting	W	Width

#### Code

Code	Description
AP02	Glass Door add-on module B16/700S by IMC
AP09	Bench Tops 600mm BT8600-LS by Waldorf
AP11	Economy Passthrough Dishwasher ME by Washtech
AP12	8820 series 8 Burners double static oven RN8820G by Waldorf
AP13	8100 series Target Top with refrigerated base model RN8100G-RB by Waldorf
AP16	8900 series Charnill 900mm CH8900G-LS by Waldorf
AP18	Gas Fryer FN8120G by Waldorf
EQ01	Ice Chest B253100 by IMC
EQ04	Shelf Unit B237/060 by IMC
EQ08	Perforated Workshop BZ69/060 by IMC
EQ11	Basket Rack with telescopic slides B223/050 by IMC
EQ15	Blender Station BZ62/040 by IMC
EQ18	Storage Cupboard BZ61/060 by IMC
EQ21	Hand Wash Unit BZ50/031 by IMC
EQ22	Corner Top BZ17/050 by IMC
EQ29	Painted Steel Bar Support BB70/001 by IMC
EQ43	Dishwasher inlet bench with sink and splash back R07120L by Ryno
EQ44	Simple bin 80 Litre LB4 by Street Furniture
EQ45	Semi hoop bike stand BST03 by Street Furniture
EQ47	Le Pixel Beach Umbrella by Basil Bangs
EQ50	Coffee machine (Yellow) FB60 3 groups by La Marzocco
EQ51	Coffee grinder Vulcano on Demand by La Marzocco
EQ53	Blue mugs by Segafredo
EQ56	Electronic cash register by International Point of Sale
FU01	TokyoBike SS by TokyoBike
FU04	Edovo planter by BD Barcelona
FU05	Twig bench by Derlot Editions
FU08	Edovo bench by BD Barcelona
FU10	Jill dining table yellow (D900mm H750mm) by Tait
FU09	Jill dining table navy (D750mm H1200mm) by Tait
FU18	Linear dining & seating by Tait (L2100xW900mm)
FU11	Dizzie side table by Arper
FU14	Solid Stool by One Third
FU15	Solid Table by One Third
FU16	Spike Low Stool (H450mm) by Stylecraft
FU17	Spike Tall Stool by Stylecraft
FU19	Good One Low Stool (H450mm) by Tait
FU20	Good One Table (L1800mm) by Tait
FU24	Eames moulded fibreglass chair by Herman Miller (TBD)
FU26	Screw stool by Tom Dixon
H11	Bi-fold windows by Stegbar
JO01	Oak timber bench table
JO02	Oak timber work bench
LI01	Beat flat tall pendant by Tom Dixon
LI02	Cubo Wall by Nemo
LI03	Flood pendant by Tom Dixon
LI04	Lustre round pendant by Tom Dixon
LI05	Stone wall light IP44 by Tom Dixon
LI06	PH50 (pale rose) pendant by Louis Poulsen
LI08	Flindt Bollard by Louis Poulsen
MA01	Wall Paint White(Tokyo snow) by Dulux
MA02	Wall tile Blue 250x250mm by Perini
MA03	Ceiling white painting (White comfort) by British paints
MA04	Joinery walnut timber by Timber products
MA05	Stair stringer metal balck
MA07	Stair handrail stainless steel yellow by Alibaba
MA08	Stair 20mm glass by Alibaba
MA20	Floor finish tile 250x250mm by Di Lorenzo
MA21	Floor finish polished concrete slab
SA01	Airtide d8 hand dryer by Dyson
SA05	Jumbo toilet roll holder B2890 by rba
SA11	Full height basin (RBA8881-100) by rba
SA13	Toilet Plumbing Fixtures WC
SA14	Wine glass by collection B
SA15	Absolut Vodka bottle
SA16	HAY timber shelf by finishdesignshop
SA17	Hanging Plant

2

Bar elevation 6

1 : 20

1

Bar elevation 5

1 : 20





0

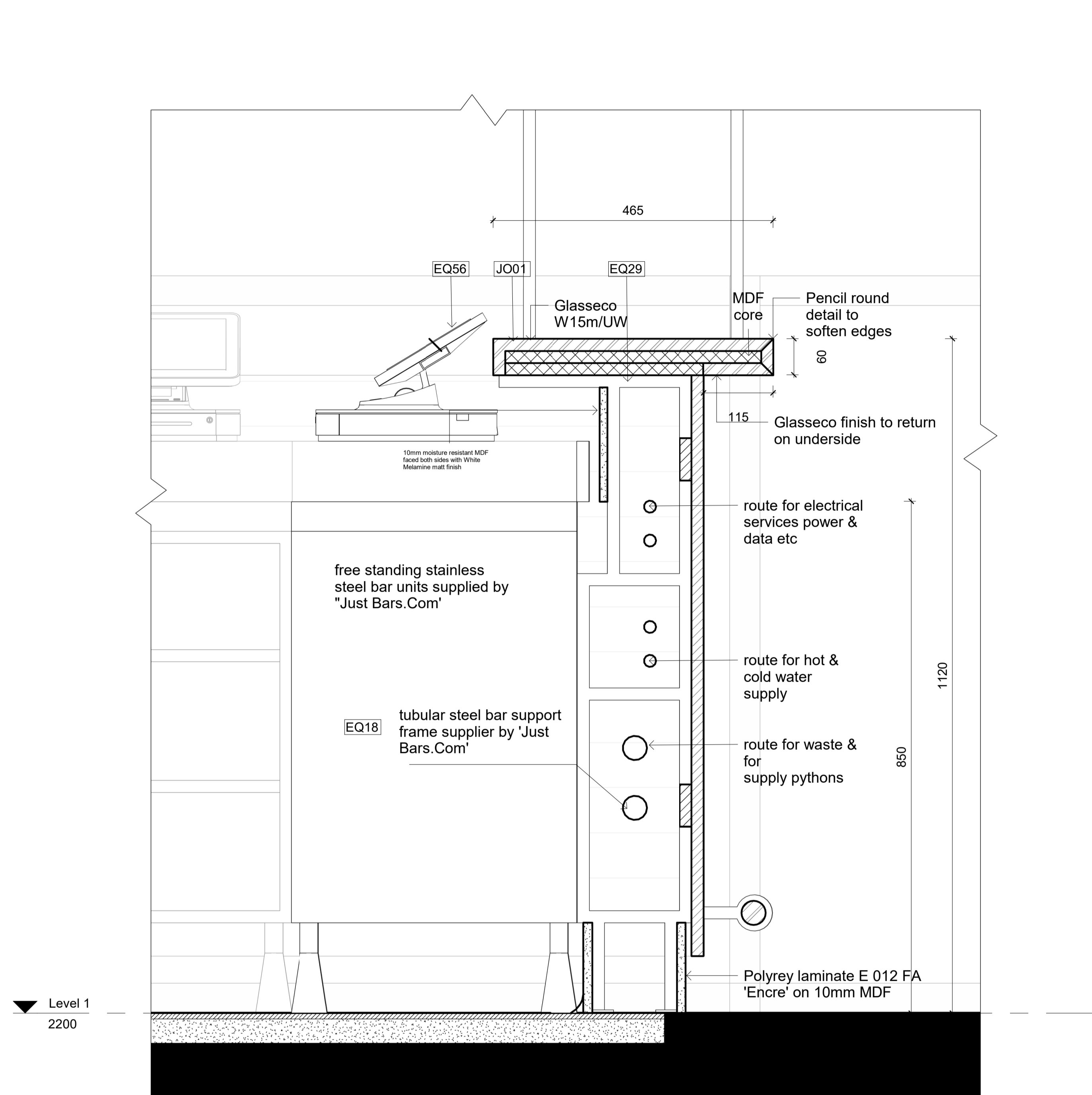
0.1

0.2

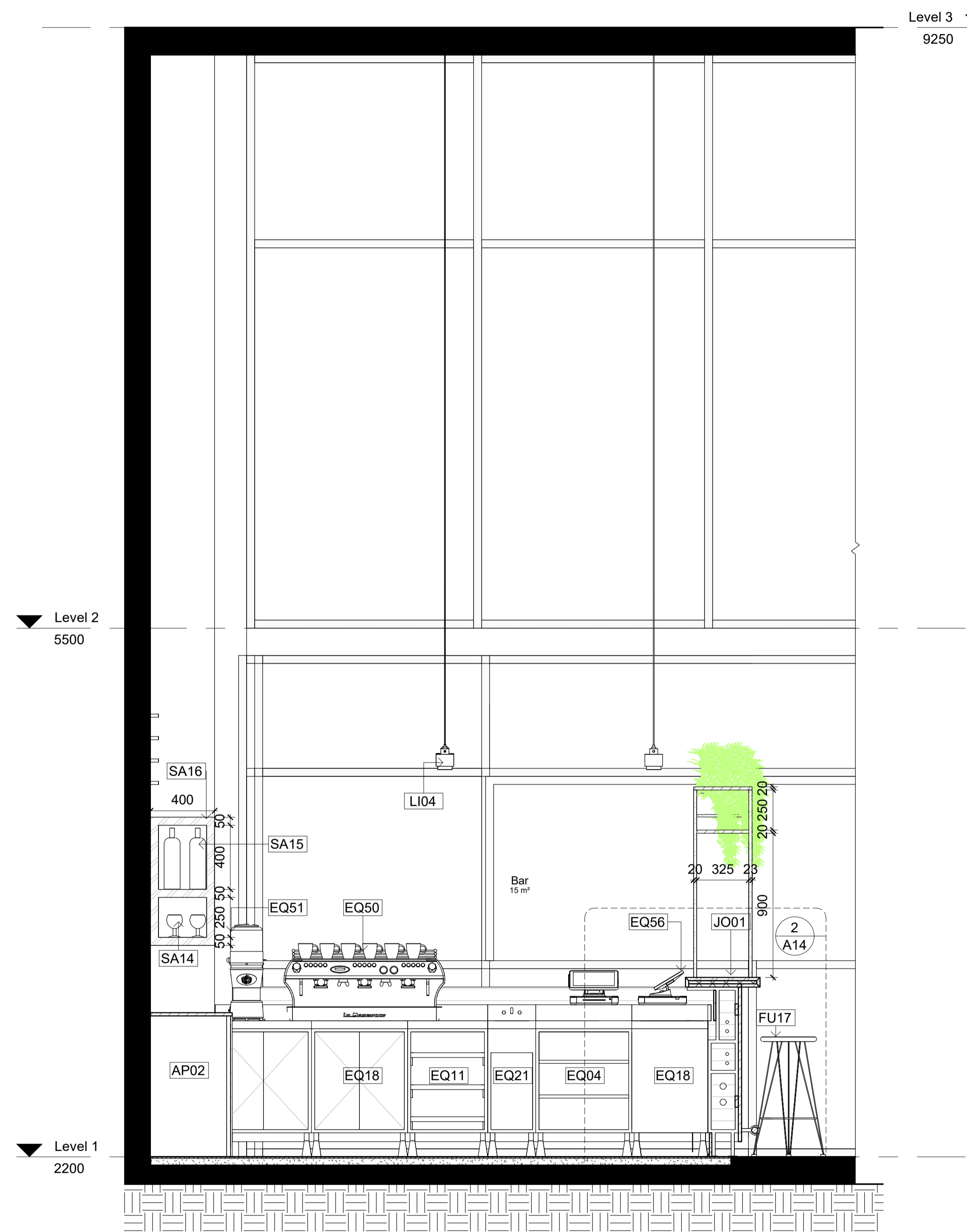
0.5

1.0m

Revisions				Do not scale drawings. Use figured dimensions only. Check and verify levels and dimensions on site prior to commencement of any work, the preparation of drawings or the fabrication of components. This drawing is copyright and can not be reproduced without written consent.	Client Sue & Andy Baker  	True North	<div><div><div></div><div>BILLY BLUE COLLEGE OF DESIGN*</div></div><div><div></div><div>TORRENS UNIVERSITY AUSTRALIA</div></div></div> <div><div></div><div>LAUREATE INTERNATIONAL UNIVERSITIES</div></div>	Project IDC302A Assessment Brief 2  48 Baywater Drive, Wentworth Point, NSW, 2127 Project number 21.001	Drawing Title Bar elevations 5 & 6  Drawing Status CONSTRUCTION DRAWINGS NOT FOR CONSTRUCTION	Scale	Drawing No	Issue	
No	Date	Description	Ver.							App'd	1:20	A13	A
A	05.12.21	CONSTRUCTION DRAWINGS	XX							App'd	Date	05.12.21	
			Drawn by YJY										



## 2 Bar detail section



**1 Bar section 1**  
1 : 20

LEGEND

Graphic symbols

Existing Structure

PB/FC 13mm

MDF

Timber structure

Insulation

Surrounding bldg

Steel

Concrete structure

Tile

Timber stud structure 100x50mm

Wall types

WT1

Dry/Dry Wall - Timber stud wall 100x50 w 13mm PB on each side

WT2

Dry/Wet Wall - Timber stud wall 100x50 w 13mm PB on one side and 13mm cement, 2mm glue and 10mm tile on the other side

WT3

Wet/Wet Wall - Timber stud wall 100x50mm with 13mm fibre cement, 2mm glue and 10mm tile on each either side

WT4

Wet/Existing Wall - 13mm fibre cement with a 2mm glue and 10mm tile on existing wall

WT5

Wet/Existing Wall - Timber stud wall 100x50mm with 13mm fibre cement, 2mm glue and 10mm tile on one side

WT6

Toilet cubicle partition 30mm thickness x 2960 H mm

WT7

Exterior Wall brick 110w mm x 37mm cavity

Door types

D01

Flush door 1000W x 2400H mm

D02

Cubicle door 650Wx2100H mm

Abbreviations

ADJ

Adjustable

MDF

Medium Density Fibreboard

AP

Appliances

mm

millimetres

BT

Benchtop

N/A

None applicable

D

Door

OD

Outside furniture

DWR

Drawer

OS

Open shelf

EQ

Equipment

P

Parity

FC

Fibre Cement

SB

Splashback

FCL

Finish Ceiling Level

SD

Smoke detector

FFL

Finish Floor Level

SH

Sill height

FU

Furniture

SKB

Skirting board

GPO

General power outlet

SL

Shallow line

H

Height

WS

Wall Shelve

KWC

Kitchen wall cabinet

WT

Wall type

LI

Lighting

W

Width

Code Description

AP02

Glass Door add-on module B16/700S by IMC

AP09

Bench Tops 600mm B1660/L by Waldorf

AP11

Economy Pass-through Dishwasher ME by Washtech

AP12

8820 series 8 Burners double static oven RN8820G by Waldorf

AP13

8100 series Target Top with refrigerated base model RN8100GB by Waldorf

AP16

8900 series Charger 900mm CH8900G-L.S by Waldorf

AP18

Gas Fryer FN8120G by Waldorf

E001

Ice Chest B23x100 by IMC

E004

Shelf Unit B2370/90 by IMC

E008

Perforated Workshop B269/060 by IMC

E011

Basck Rasket with telescopic slides B22x3050 by IMC

E015

Blender Station B262/040 by IMC

E018

Storage Cupboard B261060 by IMC

E021

Hand Wash Unit B250/031 by IMC

E022

Corner Top B217/050 by IMC

E023

Painted Steel Bar Support B87/001 by IMC

E043

Disch. Drain inter bench with sink and splash back R71/20L by Ryno

E044

Simple bin 80 Litre LB4 by Street Furniture

E045

Semi hoop chair BAST03 by Street Furniture

E046

Le Pixel Bench Umbrella by Beal Bases

E050

Offices machines (Yellow) FB9/80 3 groups by La Marzocco

E051

Coffee grinder Vaccano on Demand by La Marzocco

E053

Blue mugs by Segafredo

E056

Electronic cash register by International Point of Sale

E061

TokyoSbic by TokyoSbic

E064

Belove planter by BD Barcelona

E070

Twig bench by Derlot Editions

E075

Belove bench by BD Barcelona

FU08

Jill dining table yellow (D500mm H750mm) by Tail

FU09

Jill dining table black (D750mm H1200mm) by Tail

FU10

Linear dining & seating by Tail (L2100xW900mm)

FU11

Dizzie side table by Arper

FU14

Stool Sided by One Third

FU15

Solid Table by One Third

FU16

Spike Low Stool (H450mm) by Stylecraft

FU17

Spike Tall Stool by Stylecraft

FU19

Good One Low Stool (H450mm) by Tail

FU20

Good One Table (L1800mm) by Tail

FU21

Eames moulded fibreglass chair by Herman Miller (TBD)

FU24

Screw stool by Tom Dixon

H11

Bi-fold windows by Stegbar

J001

Oak timber bench table

J002

Oak timber work bench

L101

Beat flat fan pendant by Tom Dixon

L102

Cubo Wall by Nemo

L103

Food pendant by Tom Dixon

L104

Lustre round pendant by Tom Dixon

L105

Stone wall light IP44 by Tom Dixon

L106

PH50 (pale rose) pendant by Louis Poulsen

L108

Flint Bolide by Louis Poulsen

MA01

Paint (Blue White) (Tokyo snow) by Dulux

MA02

Wall tile Blue 250x250mm by Perini

MA03

Ceiling white pendant (White comfort) by British paints

MA04

Finey wains timber by Timber products

MA05

Stair stringer metal balck

MA07

Stair handrail stainless steel yellow by Altaba

MA21

Stair 20mm glass by Altaba

MA20

Floor finish tile 250x250mm by Di Lorenzo

MA08

Floor finish polished concrete slab

SA01

Airblade dh hand dryer by Dyson

SA05

Jumbo toilet roll holder B2890 by rta

SA11

Full height basin (RBA3681-100) by rta

SA13

Toilet Plumbing Fixtures WC

SA14

Wine glass by collection B

SA15




Absolut Vodka bottle

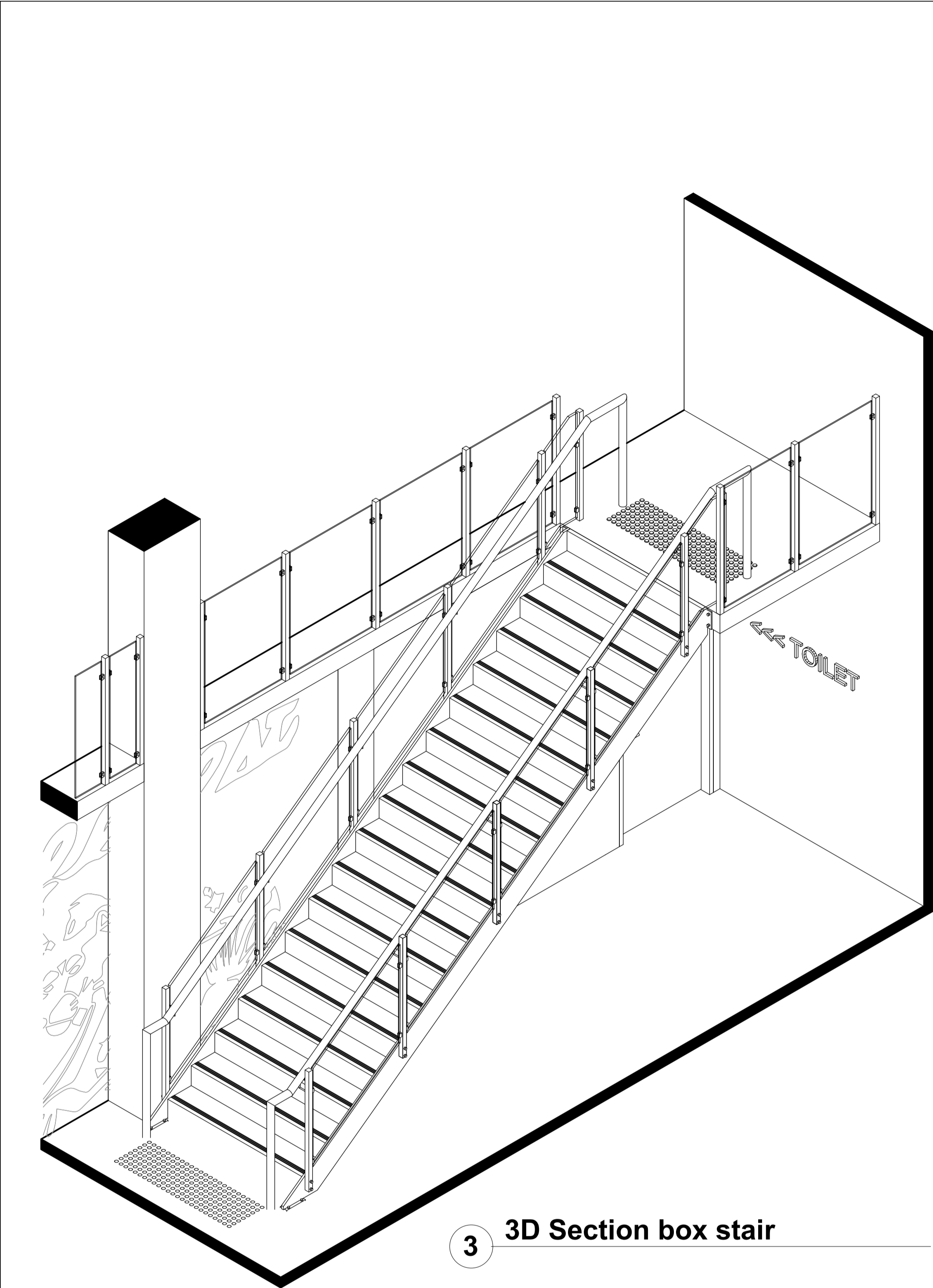
SA16

HAY timber stool by finishdesignshop

SA17

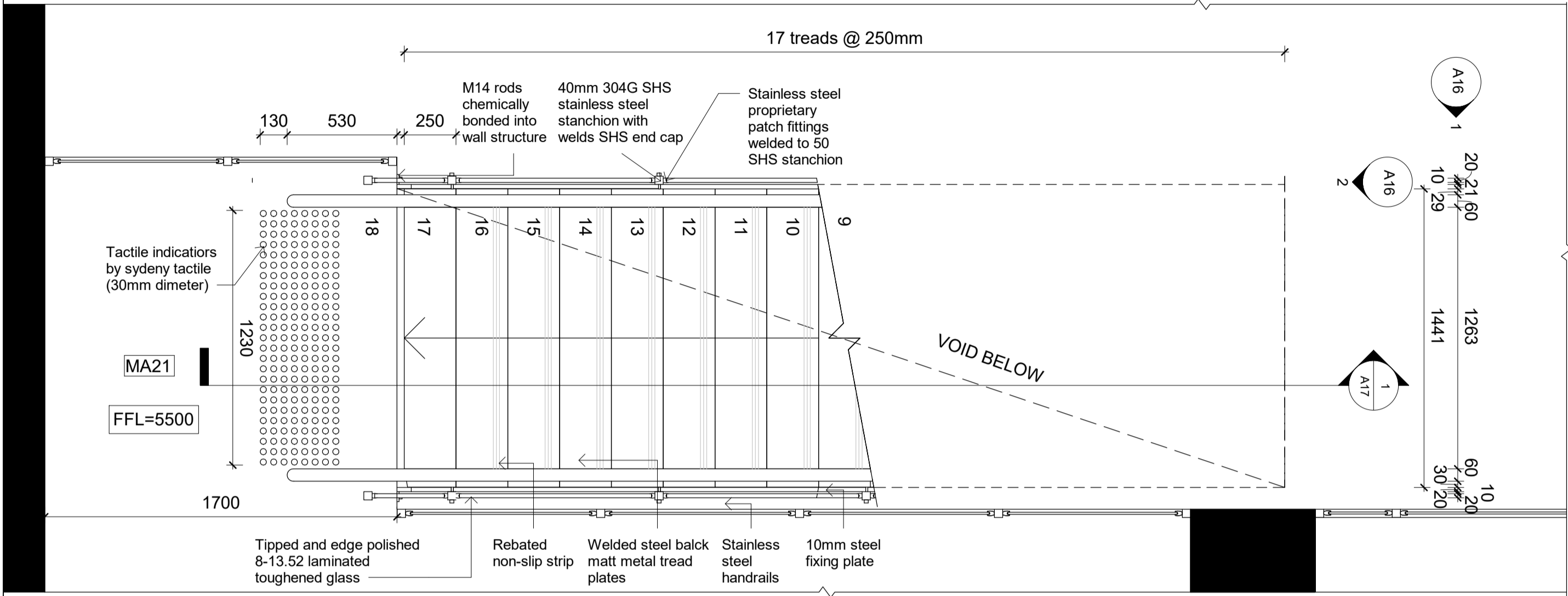
Hanging Planr

Revisions			Do not scale drawings. Use figured dimensions only. Check and verify levels and dimensions on site prior to commencement of any work, the preparation of drawings or the fabrication of components. This drawing is copyright and can not be reproduced without written consent.	Client Sue & Andy Baker 	True North	Billy Blue College of Design 46-52 Mountain Street, Ultimo, NSW 2007, Australia +61 (0)2 9999 9999   	Project IDC302A Assessment Brief 2  48 Baywater Drive, Wentworth Point, NSW, 2127 Project number 21.001	Drawing Title Bar section 1 & detail section  Drawing Status CONSTRUCTION DRAWINGS NOT FOR CONSTRUCTION	Scale Drawing No Issue		
No Date	Description	Ver. App'd							As shown	A14	A
A 05.12.21	CONSTRUCTION DRAWINGS	XXApp'd							Date 05.12.21	Drawn by YJY	

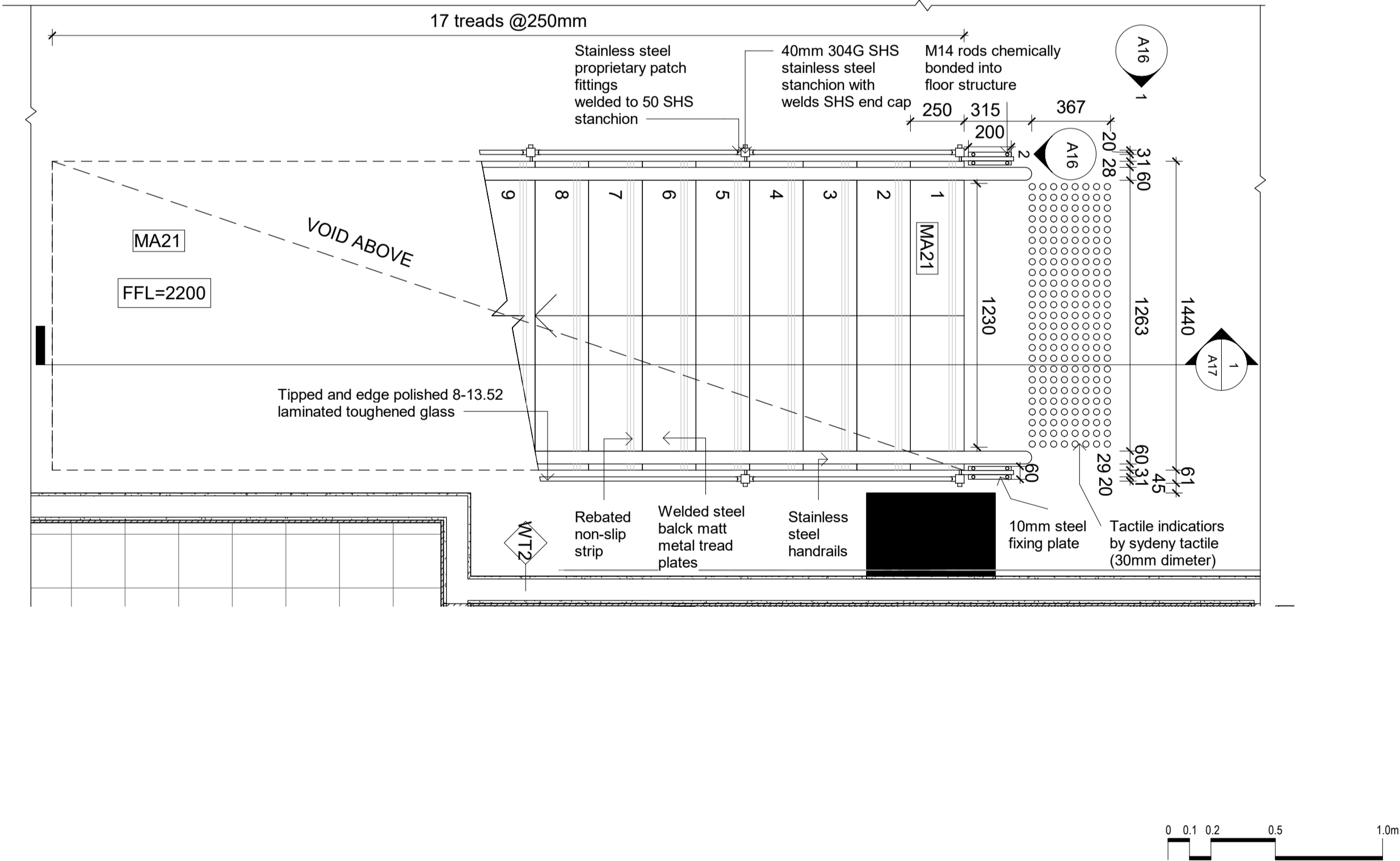


3 3D Section box stair

2 Stair upper plan



1 Stair lower plan



LEGEND

Graphic symbols

Existing Structure

PB/FC 13mm

MDF

Timber structure

Insulation

Surrounding bldg

Steel

Concrete structure

Tile

Timber stud structure 100x50mm

Wall types

WT1

Dry/Dry Wall - Timber stud wall 100x50 w/ 13mm PB on each side

WT2

Dry/Wet Wall - Timber stud wall 100x50 w/ 13mm PB on one side and 13mm cement, 2mm glue and 10mm tile on the other side

WT3

Wet/Wet Wall - Timber stud 100x50mm with 13mm fibre cement,2mm glue and 10mm tile on each either side

WT4

Wet/Existing Wall - 13mm fibre cement with a 2mm glue and 10mm tile on existing wall

WT5

Wet/Existing Wall - Timber stud wall 100x50mm with 13mm fibre cement, 2mm glue and 10mm tile on one side

WT6

Toilet cubicle partition 30mm thickness x 2960 H mm

WT7

Exterior Wall brick 110w mm x 37mm cavity

Door types

D01

Flush door 1000W x2400H mm

D02

Cubicle door 650Wx2100H mm

Abbreviations

ADJ

Adjustable

AP

Appliances

BT

Benchtop

D

Door

DWR

Drawer

EQ

Equipment

FC

Fibre Cement

FCL

Finish Ceiling Level

FFL

Finish Floor Level

FU

Furniture

GPO

General power outlet

H

Height

KWC

Kitchen wall cabinet

LI

Lighting

MDF

Medium Density Fibreboard

MM

millimetres

N/A

None applicable

OD

Outdoor furniture

OS

Open shelf

P

Pantry

SB

Splashback

SD

Smoke detector

SH

Sill height

SKB

Skirting board

SL

Shadow line

WS

Wall Shelf

WT

Wall type

W

Width

Code

AP02

Glass Door add-on module B16/700S by IMC

AP09

Bench Tops 600mm BT8600-LS by Waldorf

AP11

Economy Passthrough Dishwasher ME by Washtech

AP12

8820 series 8 Burners double static oven RN8820G by Waldorf

AP13

8100 series Target Top with refrigerated base model RN8100G-RB by Waldorf

AP16

8900 series Chargill 900mm CH8900G-LS by Waldorf

AP18

Gas Fryer FN8120G by Waldorf

EQ01

Ice Chest B253100 by IMC

EQ04

Shelf Unit BZ37106 by IMC

EQ08

Perforated Workshop BZ681060 by IMC

EQ11

Basket Rack with telescopic slides BZ231050 by IMC

EQ15

Blender Station BZ621040 by IMC

EQ18

Storage Cupboard BZ611060 by IMC

EQ21

Hand Wash Unit BZ501031 by IMC

EQ22

Corner Top BZ171050 by IMC

EQ29

Painted Steel Bar Support BB701001 by IMC

EQ43

Dishwasher inlet bench with sink and splash back R07120L by Ryno

EQ44

Simple bin 80 Litre LB4 by Street Furniture

EQ45

Semi hoop bike stand BST03 by Street Furniture

EQ47

Le Pixel Beach Umbrella by Basil Bangs

EQ50

Coffee machine (Yellow) FB880 3 groups by La Marzocco

EQ51

Coffee grinder Vulcano on Demand by La Marzocco

EQ53

Blue mugs by Segafredo

EQ56

Electronic cash register by International Point of Sale

EQ61

TokyoBike SS by TokyoBike

FU01

Bdlove planter by BD Barcelona

FU04

Twig bench by Derlot Editions

FU05

Bdlove bench by BD Barcelona

FU08

Jill dining table yellow (D900mm H750mm) by Tailt

FU09

Jill dining table navy (D750mm H1200mm) by Tailt

FU10

Linear dining & seating by Tailt (L2100xW900mm)

FU11

Dizzie side table by Arper

FU14

Solid Stool by One Third

FU15

Solid Table by One Third

FU16

Spike Low Stool (H450mm) by Stylecraft

FU17

Spike Tall Stool by Stylecraft

FU19

Good One Low Stool (H450mm) by Tailt

FU20

Good One Table (L1800mm) by Tailt

FU24

Eames moulded fibreglass chair by Herman Miller (TBD)

FU26

Screw stool by Tom Dixon

H11

Bi-fold windows by Stegbar

JO01

Oak timber bench table

JO02

Oak timber work bench

LI01

Beat flat tall pendant by Tom Dixon

LI02

Cubo Wall by Nemo

LI03

Flood pendant by Tom Dixon

LI04

Lustre round pendant by Tom Dixon

LI05

Stone wall light IP44 by Tom Dixon

LI06

PH50 (pale rose) pendant by Louis Poulsen

LI08

Flindt Bollard by Louis Poulsen

MA01

Wall Paint White(Tokyo snow) by Dulux

MA02

Wall tile Blue 250x250mm by Perini

MA03

Ceiling white painting (White comfort) by British paints

MA04

Joinery walnut timber by Timber products

MA05

Stair stringer metal balck

MA07

Stair handrail sainless steel yellow by Alibaba

MA08

Stair 20mm glass by Alibaba

MA20

Floor finish tile 250x250mm by Di Lorenzo

MA21

Floor finish polished concrete slab

SA01

Airtide d8 hand dryer by Dyson

SA05

Jumbo toilet roll holder B2890 by rba

SA11

Full height basin (RBA8881-100) by rba

SA13

Toilet Plumbing Fixtures WC

SA14

Wine glass by collection B

SA15

Absolut Vodka bottle

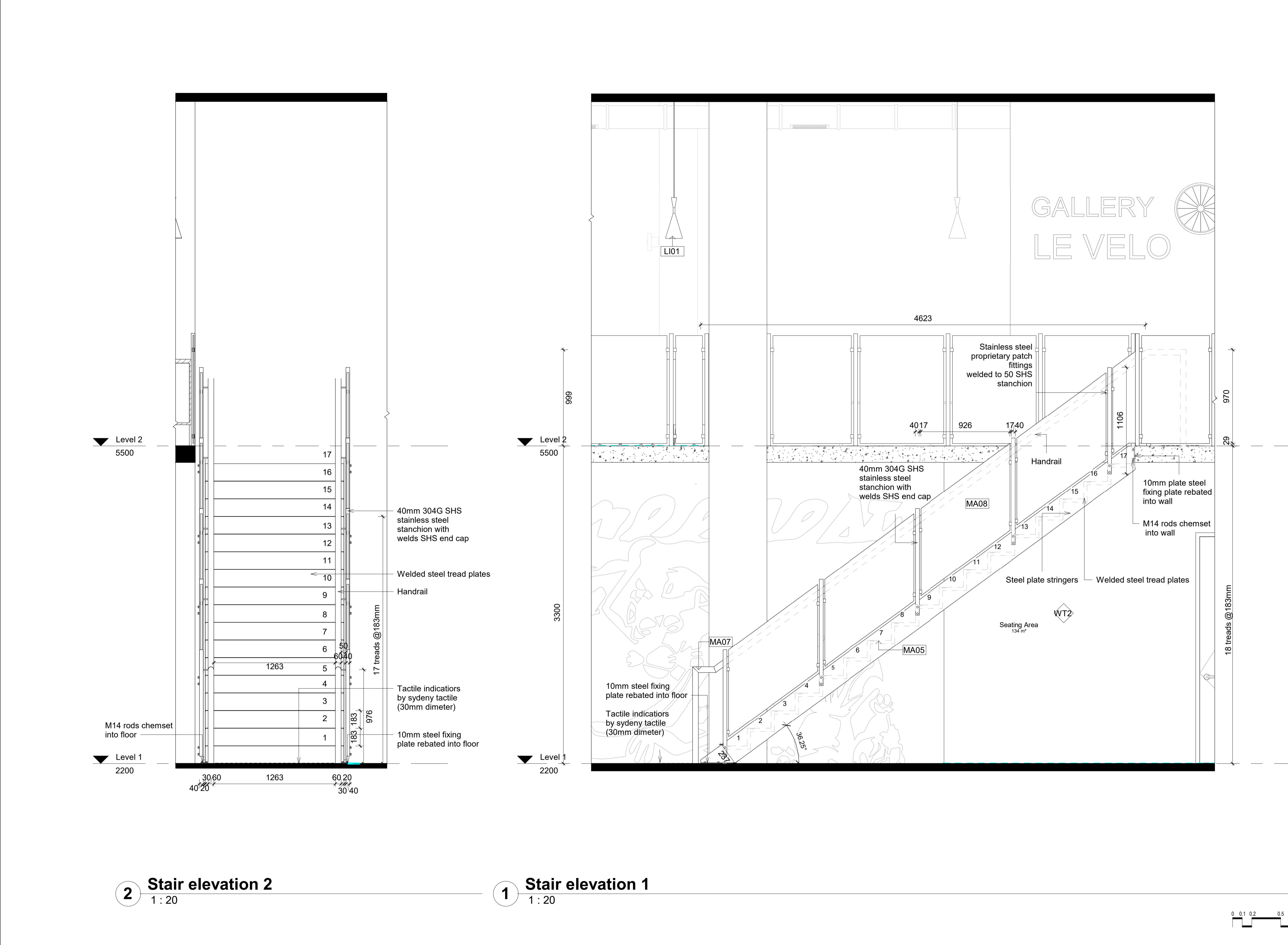
SA16

HAY timber shelf by finishdesignshop

SA17

Hanging Plant

Revisions			Do not scale drawings. Use figured dimensions only. Check and verify levels and dimensions on site prior to commencement of any work, the preparation of drawings or the fabrication of components. This drawing is copyright and can not be reproduced without written consent.	Client Sue & Andy Baker <div>Le Velo</div>	True North	Billy Blue College of Design 46-52 Mountain Street, Ultimo, NSW 2007, Australia +61 (0)2 9999 9999 <div><div>BILLY BLUE COLLEGE OF DESIGN</div><div>TORRENS UNIVERSITY AUSTRALIA</div><div>LAUREATE INTERNATIONAL UNIVERSITIES</div></div>	Project IDC302A Assessment Brief 2 48 Baywater Drive, Wentworth Point, NSW, 2127 Project number 21.001	Drawing Title Stair lower & upper plans  Drawing Status CONSTRUCTION DRAWINGS NOT FOR CONSTRUCTION	Scale 1:20  Date 05.12.21  Drawn by YJY	Drawing No A15  Issue A
No	Date	Description								
A	05.12.21	CONSTRUCTION DRAWINGS								
		Ver. App'd XX App'd								



LEGEND

Graphic symbols			
	Existing Structure		Surrounding bldg
	PB/FC 13mm		Steel
	MDF		Concrete structure
	Timber structure		Tile
	Insulation		Timber stud structure 100x50mm

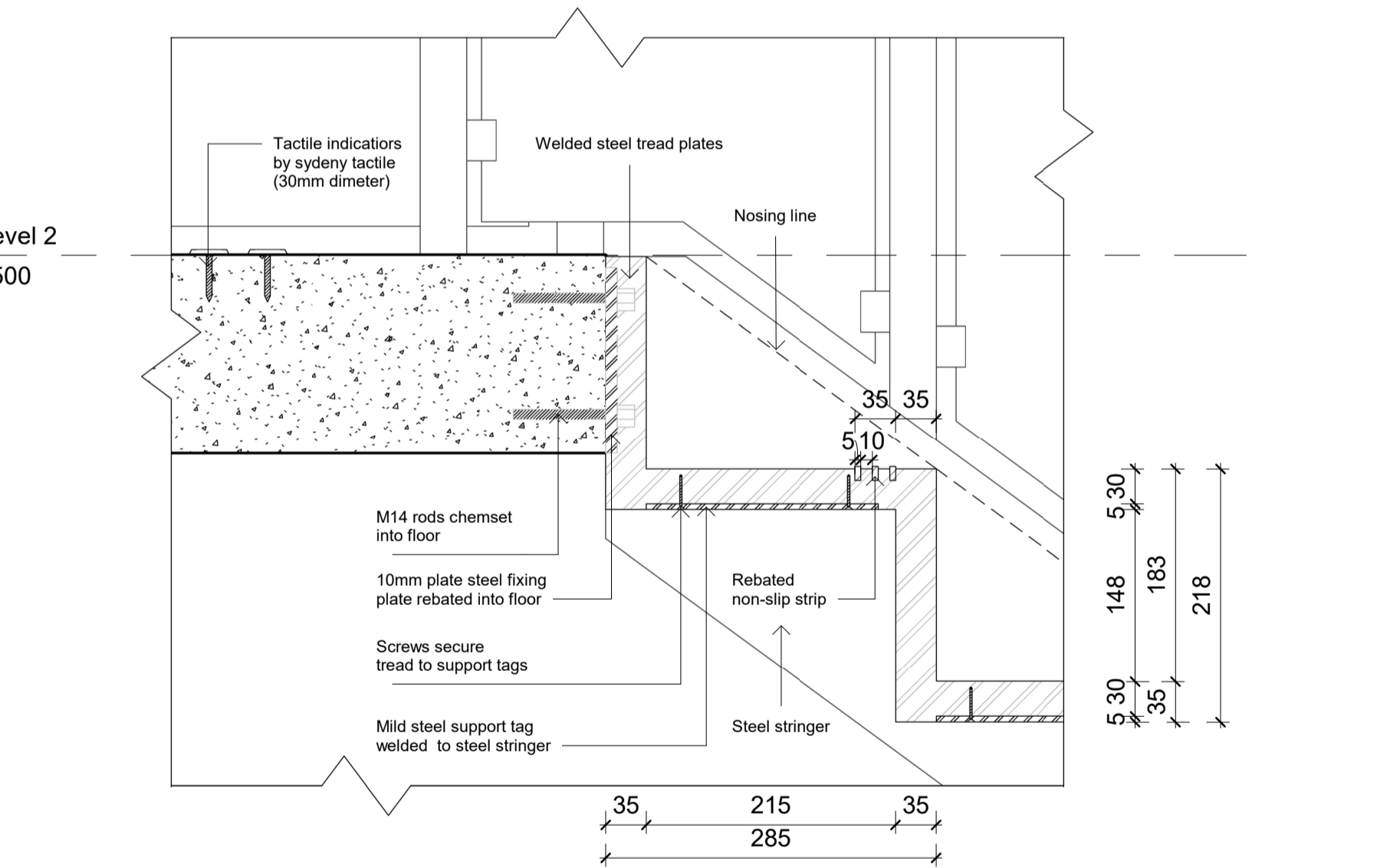
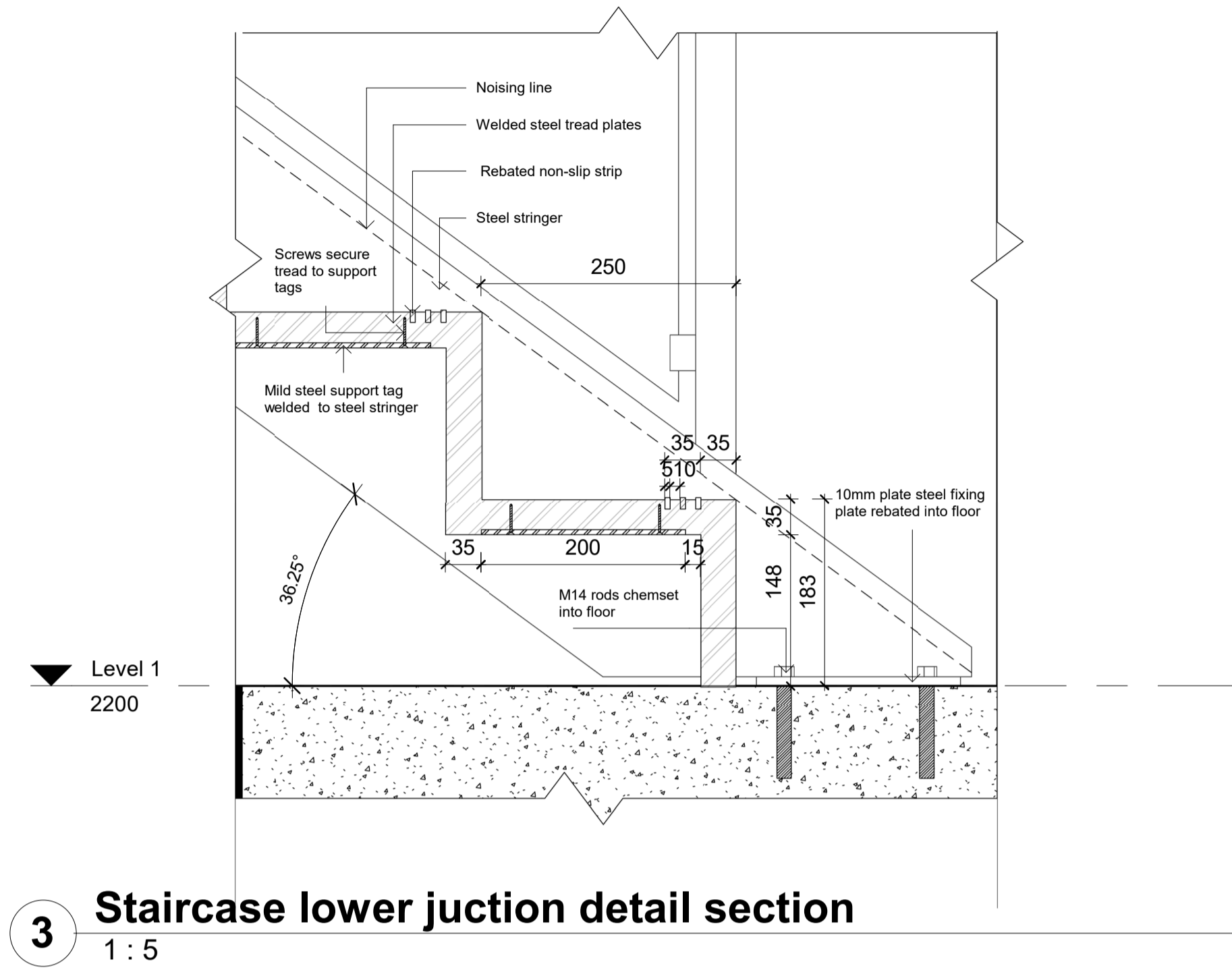
Wall types	
	WT1 Dry/Dry Wall - Timber stud wall 100x50 w/ 13mm PB on each side
	WT2 Dry/Wet Wall - Timber stud wall 100x50 w/ 13mm PB on one side and 13mm cement, 2mm glue and 10mm tile on the other side
	WT3 Wet/Wet Wall - Timber stud 100x50mm with 13mm fibre cement, 2mm glue and 10mm tile on each either side
	WT4 Wet/Existing Wall - 13mm fibre cement with a 2mm glue and 10mm tile on existing wall
	WT5 Wet/Existing Wall - Timber stud wall 100x50mm with 13mm fibre cement, 2mm glue and 10mm tile on one side
	WT6 Toilet cubicle partition 30mm thickness x 2960 H mm
	WT7 Exterior Wall brick 110w mm x 37mm cavity

Door types	
	D01 Flush door 1000W x2400H mm
	D02 Cubicle door 650Wx2100H mm

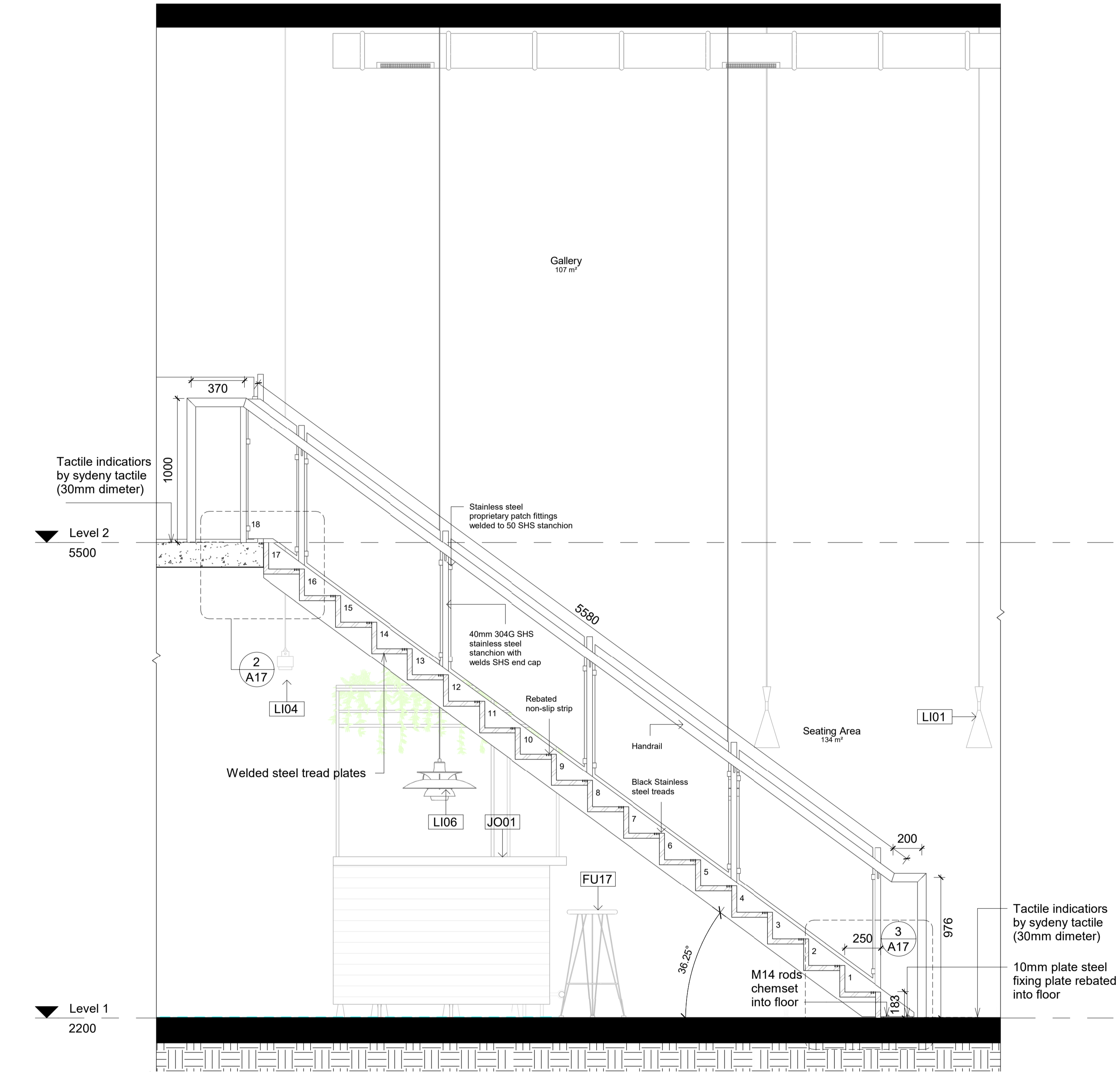
Abbreviations			
ADJ	Adjustable	MDF	Medium Density Fibreboard
AP	Appliances	MM	millimetres
BT	Benchtop	N/A	None applicable
D	Door	OD	Outdoor furniture
DWR	Drawer	OS	Open shelf
EQ	Equipment	P	Pantry
FC	Fibre Cement	SB	Splashback
FCL	Finish Ceiling Level	SD	Smoke detector
FFL	Finish Floor Level	SH	Sill height
FU	Furniture	SKB	Skirting board
GPO	General power outlet	SL	Shadow line
H	Height	WS	Wall Shelf
KWC	Kitchen wall cabinet	WT	Wall type
LI	Lighting	W	Width

Code	Description
AP02	Glass Door add-on module B16/700S by IMC
AP09	Bench Tops 600mm BT8600-LS by Waldorf
AP11	Economy Passthrough Dishwasher ME by Washtech
AP12	8820 series 8 Burners double static oven RN8820G by Waldorf
AP13	8100 series Target Top with refrigerated base model RN8100G-RB by Waldorf
AP16	8900 series Chargill 900mm CH8900G-LS by Waldorf
AP18	Gas Fryer FNB120G by Waldorf
EQ01	Ice Chest BZ53100 by IMC
EQ04	Shelf Unit BZ37/060 by IMC
EQ08	Perforated Workshop BZ69/060 by IMC
EQ11	Basket Rack with telescopic slides BZ23/050 by IMC
EQ15	Blender Station BZ62/040 by IMC
EQ18	Storage Cupboard BZ61/060 by IMC
EQ21	Hand Wash Unit BZ50/031 by IMC
EQ22	Corner Top BZ17/050 by IMC
EQ29	Painted Steel Bar Support BB70/001 by IMC
EQ43	Dishwasher inlet bench with sink and splash back R07120L by Ryno
EQ44	Simple bin 80 Litre LB4 by Street Furniture
EQ45	Semi hoop bike stand BST03 by Street Furniture
EQ47	Le Pixel Beach Umbrella by Basil Bangs
EQ50	Coffee machine (Yellow) FB480 3 groups by La Marzocco
EQ51	Coffee grinder Vulcano on Demand by La Marzocco
EQ53	Blue mugs by Segafredo
EQ56	Electronic cash register by International Point of Sale
EQ61	TokyoBike SS by TokyoBike
FU01	Bdlove planter by BD Barcelona
FU04	Twig bench by Derlot Editions
FU05	Bdlove bench by BD Barcelona
FU08	Jill dining table yellow (D900mm H750mm) by Tait
FU09	Jill dining table navy (D750mm H1200mm) by Tait
FU10	Linear dining & seating by Tait (L2100xW900mm)
FU11	Dizzie side table by Arper
FU14	Solid Stool by One Third
FU15	Solid Table by One Third
FU16	Spike Low Stool (H450mm) by Stylecraft
FU17	Spike Tall Stool by Stylecraft
FU19	Good One Low Stool (H450mm) by Tait
FU20	Good One Table (L1600mm) by Tait
FU24	Eames moulded fibreglass chair by Herman Miller (TBD)
FU26	Screw stool by Tom Dixon
H11	Bi-fold windows by Stegbar
JO01	Oak timber bench table
JO02	Oak timber work bench
LI01	Beat flat flat pendant by Tom Dixon
LI02	Cubo Wall by Nemo
LI03	Flood pendant by Tom Dixon
LI04	Lustre round pendant by Tom Dixon
LI05	Stone wall light IP44 by Tom Dixon
LI06	PH50 (pale rose) pendant by Louis Poulsen
LI08	Flindt Bollard by Louis Poulsen
MA01	Wall Paint White(Tokyo snow) by Dulux
MA02	Wall tile Blue 250x250mm by Perini
MA03	Ceiling white painting (White comfort) by British paints
MA04	Joinery walnut timber by Timber products
MA05	Stair stringer metal balck
MA07	Stair handrail sanies steel yellow by Alibaba
MA08	Stair 20mm glass by Alibaba
MA20	Floor finish tile 250x250mm by Di Lorenzo
MA21	Floor finish polished concrete slab
SA01	Artidee d8 hand dryer by Dyson
SA05	Jumbo toilet roll holder B2890 by rba
SA11	Full height basin (RBA8881-100) by rba
SA13	Toilet Plumbing Fixtures WC
SA14	Wine glass by collection B
SA15	Absolut Vodka bottle
SA16	HAY timber shelf by finishdesignshop
SA17	Hanging Plant

Revisions			Do not scale drawings. Use figured dimensions only. Check and verify levels and dimensions on site prior to commencement of any work, the preparation of drawings or the fabrication of components. This drawing is copyright and can not be reproduced without written consent.	Client Sue & Andy Baker  	True North	<div>Billy Blue College of Design 46-52 Mountain Street, Ultimo, NSW 2007, Australia +61 (0)2 9999 9999</div> <div> <b>BILLY BLUE</b> COLLEGE OF DESIGN</div> <div> <b>TORRENS</b> UNIVERSITY AUSTRALIA</div> <div> <b>LAUREATE</b> INTERNATIONAL UNIVERSITIES</div>	Project IDC302A Assessment Brief 2  48 Baywater Drive, Wentworth Point, NSW, 2127 Project number 21.001	Drawing Title Stair elevations 1 & 2  Drawing Status CONSTRUCTION DRAWINGS NOT FOR CONSTRUCTION	Scale	Drawing No	Issue		
No	Date	Description							Ver.	App'd	1:20	A16	A
A	05.12.21	CONSTRUCTION DRAWINGS							XX	App'd	Date	05.12.21	
									Drawn by	YJY			



2 Staircase upper junction detail section  
1 : 5



1 Staircase detail section 1  
1 : 20

### LEGEND

**Graphic symbols**

	Existing Structure		Surrounding bldg
	PB/FC 13mm		Steel
	MDF		Concrete structure
	Timber structure		Tile
	Insulation		Timber stud structure 100x50mm

**Wall types**

	WT1	Dry/Dry Wall - Timber stud wall 100x50 w/ 13mm PB on each side
	WT2	Dry/Wet Wall - Timber stud wall 100x50 w/ 13mm PB on one side and 13mm cement, 2mm glue and 10mm tile on the other side
	WT3	Wet/Wet Wall - Timber stud 100x50mm with 13mm fibre cement, 2mm glue and 10mm tile on each either side
	WT4	Wet/Existing Wall - 13mm fibre cement with a 2mm glue and 10mm tile on existing wall
	WT5	Wet/Existing Wall - Timber stud wall 100x50mm with 13mm fibre cement, 2mm glue and 10mm tile on one side
	WT6	Toilet cubicle partition 30mm thickness x 2960 H mm
	WT7	Exterior Wall brick 110w mm x 37mm cavity

**Door types**





	D01	Flush door 1000W x2400H mm
	D02	Cubicle door 650Wx2100H mm

**Abbreviations**

ADJ	Adjustable	MDF	Medium Density Fibreboard
AP	Appliances	MM	millimetres
BT	Benchtop	N/A	None applicable
D	Door	OD	Outdoor furniture
DWR	Drawer	OS	Open shelf
EQ	Equipment	P	Pantry
FC	Fibre Cement	SB	Splashback
FCL	Finish Ceiling Level	SD	Smoke detector
FFL	Finish Floor Level	SH	Sill height
FUJ	Furniture	SKB	Skirting board
GPO	General power outlet	SL	Shadow line
H	Height	WS	Wall Shelf
KWC	Kitchen wall cabinet	WT	Wall type
LI	Lighting	W	Width

**Code Description**

AP02	Glass Door add-on module B16/700S by IMC
AP09	Bench Tops 600mm BT8600-LS by Waldorf
AP11	Economy Passthrough Dishwasher ME by Washtech
AP12	8820 series 8 Burners double static oven RN8820G by Waldorf
AP13	8100 series Target Top with refrigerated base model RN8100G-RB by Waldorf
AP16	8900 series Chargill 900mm CH8900G-LS by Waldorf
AP18	Gas Fryer FN8120G by Waldorf
EQ01	Ice Chest B2531/100 by IMC
EQ04	Shelf Unit B237/060 by IMC
EQ08	Perforated Workshop B269/060 by IMC
EQ11	Basket Rack with telescopic slides B223/050 by IMC
EQ15	Blender Station B252/040 by IMC
EQ18	Storage Cupboard B261/060 by IMC
EQ21	Hand Wash Unit B250/031 by IMC
EQ22	Corner Top B217/050 by IMC
EQ29	Painted Steel Bar Support B870/001 by IMC
EQ43	Dishwasher inlet bench with sink and splash back RJ7120L by Ryno
EQ44	Simple bin 80 Litre LB4 by Street Furniture
EQ45	Semi hoop bike stand BST03 by Street Furniture
EQ47	Le Pixel Beach Umbrella by Basil Bangs
EQ50	Coffee machine (Yellow) FB80 3 groups by La Marzocco
EQ51	Coffee grinder Vulcano on Demand by La Marzocco
EQ53	Blue mugs by Segafredo
EQ56	Electronic cash register by International Point of Sale
EQ61	Tokyoike SS by Tokyoike
FU01	Bdlove planter by BD Barcelona
FU04	Twig bench by Dertot Editions
FU05	Bdlove bench by BD Barcelona
FU08	Jili dining table yellow (D300mm H750mm) by Tait
FU09	Jili dining table navy (D750mm H1200mm) by Tait
FU10	Linear dining & seating by Tait (L2100xW900mm
FU11	Dizzie side table by Arper
FU14	Solid Stool by One Third
FU15	Solid Table by One Third
FU16	Spike Low Stool (H450mm) by Stylecraft
FU17	Spike Tall Stool by Stylecraft
FU19	Good One Low Stool (H450mm) by Tait
FU20	Good One Table (L1800mm) by Tait
FU24	Earnes moulded fibreglass chair by Herman Miller (TBD)
FU26	Screw stool by Tom Dixon
H11	Bi-fold windows by Stegbar
JO01	Oak timber bench table
JO02	Oak timber work bench
LI01	Beat flat tall pendant by Tom Dixon
LI02	Cubo Wall by Nemo
LI03	Flood pendant by Tom Dixon
LI04	Lustre round pendant by Tom Dixon
LI05	Stone wall light IP44 by Tom Dixon
LI06	PH50 (pale rose) pendant by Louis Poulsen
LI08	Flindt Boland by Louis Poulsen
MA01	Wall Paint White(Tokyo snow) by Dulux
MA02	Wall tile Blue 250x250mm by Perini
MA03	Ceiling white painting (White comfort) by British paints
MA04	Joinery walnut timber by Timber products
MA05	Stair stringer metal black
MA07	Stair handrail stainless steel yellow by Alibaba
MA08	Stair 20mm glass by Alibaba
MA20	Floor finish tile 250x250mm by DI Lorenzo
MA21	Floor finish polished concrete slab
SA01	Airblade eB hand dryer by Dyson
SA05	Jumbo toilet roll holder B2890 by rba
SA11	Full height basin (RBA8881-100) by rba
SA13	Toilet Plumbing Fixtures WC
SA14	Wine glass by collection B
SA15	Absolut Vodka bottle
SA16	HAY timber shelf by finishdesignshop
SA17	Hanging Plant.

Revisions			Do not scale drawings. Use figured dimensions only. Check and verify levels and dimensions on site prior to commencement of any work, the preparation of drawings or the fabrication of components. This drawing is copyright and can not be reproduced without written consent.	Client Sue & Andy Baker  	True North	 Billy Blue College of Design 46-52 Mountain Street, Ultimo, NSW 2007, Australia +61 (0)2 9999 9999   	Project IDC302A Assessment Brief 2  48 Baywater Drive, Wentworth Point, NSW, 2127 Project number 21.001	Drawing Title Stair section 1 & detail section  Drawing Status CONSTRUCTION DRAWINGS NOT FOR CONSTRUCTION	Scale			Drawing No	Issue
No	Date	Description							As shown	A17	A		
A	05.12.21	CONSTRUCTION DRAWINGS							XX App'd				
									Date	05.12.21			
									Drawn by	YJY			